

Baş Editör / Editor-in-Chief
Bilgin Timuralp

Editör / Editor
Gulmira Kudaiberdieva

Bu Sayının Yayın Danışmanları
Advisory Board of This Issue

Gayaz Akçurin

Timuçin Altın

Bülent Altunkeser

Dursun Aras

Majid Assadi

Özer Badak

Piercarlo Ballo

Ali Baykan

Charles I. Berul

Jacek Bialkowski

Cenk Can

Javier Jiménez-Candil

Turgay Çelik

Özgür Çiftçi

Sinan Dağdelen

Oğuz Erdinç

İlkay Erdoğan

Necip Ermiş

Fabio Galeta

Ali Gholamrezaezhad

Cecilia Wallentin Guron

Hasan Ali Gümrükçüoğlu

Yavuz Gürkan

Ali Can Hatemi

Joseph Huh

Cemşit Karakurt

Erez Kachel

İlker Kiriş

Mevlüt Koç

Sandra Mandic

Yatin Mehta

Gül dem Olguner Mercanoğlu

Gökhan Önem

Önal Öz saruhan

Dante Penaloza

Sotirios Prapas

Mohammad Reza Sabri

Mustafa Saçar

Santosh Sanganalmath

Raul D. Santos

Fulden Saraç

İlke Sipahi

Wu Chang-Teng

Maria Pia Tocco

Alan D. Waggoner

Haydar Yasa

Bünyamin Yavuz

Hong Zhang

Özgün Araştırmalar / Original Investigations

Restrictive left ventricular filling pattern and left atrial diameter: predictors of heart failure
Restriktif sol ventrikül doluş örneği ve sol atriyum çapı: Kalp yetersizliği öngördürücüleri
Renato De Vecchis et al.; Naples, Italy

Nebivolol therapy improves endothelial function in syndrome X
Nebivolol sendrom X'li hastalarda endotelial fonksiyonu düzeltir
Nihat Şen et al.; Ankara, Türkiye

Cardiac effects of mobile phone
Cep telefonun kalbe etkileri
Ali Tamer et al.; Sakarya, Bolu, Türkiye

Uric acid and allopurinol in metabolic syndrome with end-stage renal disease
Son-evre böbrek yetmezliğindeki metabolik sendromda allopurinol ve ürik asit
Brian Shelmadine et al.; Waco, Texas, USA

Gabapentin vs diclofenac treatment in patients with sternotomy
Sternotomili hastalarda gabapentin ya da diklofenak tedavisi
İsmail Bıyık et al.; Uşak, İzmir, Türkiye

QT interval evaluation in acute carbon monoxide poisoning
Akut karbon monoksit zehirlenmesinde QT intervalinin değerlendirilmesi
Birgül Yelken et al.; Eskişehir, Edirne, Türkiye

Cardiac chest pain in children
Çocuklarda kalp kökenli göğüs ağrısı
Deniz Çağdaş et al.; Ankara, Türkiye

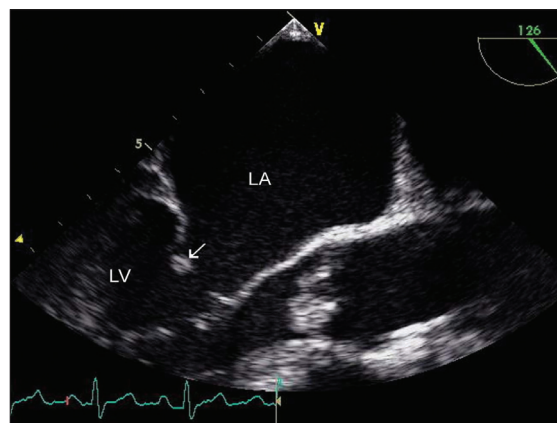
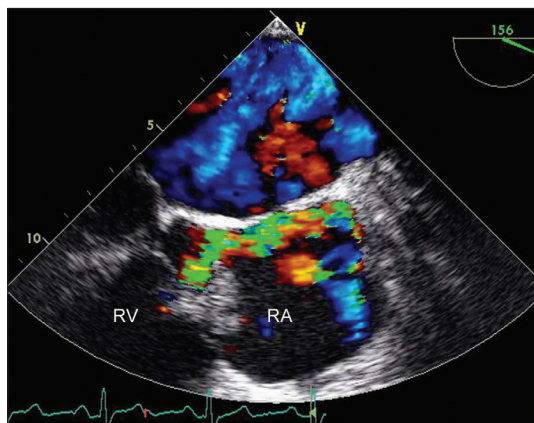
Tromboembolik arteriyel tıkanmalarda aynı seansta embolectomi ve fasiyotomi
Embolectomy and fasciotomy in arterial thromboembolic occlusions
Adem Güler ve ark.; Ankara, Türkiye

Figure-of-eight and simple wire sternal closure in non-microbial sternal dehiscence
Non-mikrobiyal sternum ayrılmasında 8-şeklinde ya da basit tel kapaması
Hayrettin Tekümit et al.; İstanbul, Türkiye

Derleme / Review

Asymmetric dimethylarginine, NO and collaterals
Asimetrik dimetilarjinin, NO ve kollateraller
Sinan Altan Kocaman; Ankara, Türkiye

Sayfa/Page: E-14-15



Baş Editör / Editor-in-Chief

Bilgin Timuralp, Eskişehir, Türkiye

Editör / Editor

Gulmira Kudaiberdieva, Bishkek, Kyrgyzstan

Editör Yardımcıları / Associate Editors

Adnan Abacı, Ankara, Türkiye
Mehmet Bilge, Ankara, Türkiye
Sadi Güleç, Ankara, Türkiye
Barış İlerigelen, İstanbul, Türkiye

Cihangir Kaymaz, İstanbul, Türkiye
Yılmaz Nişancı, İstanbul, Türkiye
Kurtuluş Özdemir, Konya, Türkiye
İnan Soydan, İzmir, Türkiye

Editör Danışmanı / Editorial Consultant

Suna Kırac, Denizli, Türkiye

Biyoistatistik Baş Danışmanı / Senior Consultant in Biostatistics

Kazım Özdamar, Eskişehir, Türkiye

İstatistik Danışmanı / Statistical Consultant

İlker Ünal, Adana, Türkiye

Uluslararası Yayın Kurulu / International Editorial Board

Esmeray ACARTÜRK, Adana, Türkiye
Kamil ADALET, İstanbul, Türkiye
Ramazan AKDEMİR, Ankara, Türkiye
Levent AKYÜREK, Göteborg, Sweden
M. Necip ALP, İstanbul, Türkiye
İ. Nadi ARSLAN, Elazığ, Türkiye
Necmi ATA, Eskişehir, Türkiye
Mehmet ATEŞ, İzmir, Türkiye
Saide AYTEKİN, İstanbul, Türkiye
Vedat AYTEKİN, İstanbul, Türkiye
Ljuba BACHAROVA, Bratislava, Slovak Republic
Gani BAJRAKTARI, Prishtina, Kosovo
Işık BAŞAR, İstanbul, Türkiye
George A. BELLER, Charlottesville VA, USA
Ahmet BİRAND, İstanbul, Türkiye
Alparslan BİRDANE, Eskişehir, Türkiye
William James BRAUN, Birmingham, UK
Gerald David BUCKBERG, Los Angeles, CA, USA
Cahid CİVELEK, St. Louis, MO, USA
Nail ÇAĞLAR, Ankara, Türkiye
Erdal ÇAVUŞOĞLU, New York, USA
Yüksel ÇAVUŞOĞLU, Eskişehir, Türkiye
Mehmet ÇİLİNGİROĞLU, Cincinnati, USA
Vedat DAVUTOĞLU, Gaziantep, Türkiye
Necmi DEĞER, Antalya, Türkiye
Ubeydullah DELİGÖNÜL, Tyler TX, USA
Ergün DEMİRALP, İstanbul, Türkiye
Deniz DEMİRKAN, Ankara, Türkiye
Ufuk DEMİRKILIÇ, Ankara, Türkiye
Ertan DEMİRTAŞ, Ankara, Türkiye
Melda DOLAN, St. Louis, USA
Nergiz DOMANIÇ, İstanbul, Türkiye
Halis DÖRTLEMEZ, Ankara, Türkiye
Övsev DÖRTLEMEZ, Ankara, Türkiye
Fırat DURU, Zurich, Switzerland
Rasim ENAR, İstanbul, Türkiye
Oktay ERAY, Antalya, Türkiye
Ertuğrul ERÇAN, Çanakkale, Türkiye
Okan ERDOĞAN, İstanbul, Türkiye
Ali ERGİN, Kayseri, Türkiye
Çetin EROL, Ankara, Türkiye
Ali Serdar FAK, İstanbul, Türkiye
Hasan GÖK, Konya, Türkiye
Mustafa GÖKÇE, Trabzon, Türkiye

Ömer GÖKTEKİN, Eskişehir, Türkiye
Özhan GÖLDELİ, İzmir, Türkiye
Bülent GÖRENEK, Eskişehir, Türkiye
Sema GÜNERİ, İzmir, Türkiye
Özen GÜVEN, İstanbul, Türkiye
Deniz GÜZELSOY, İstanbul, Türkiye
Masayasu HIRAOKA, Tokyo, Japan
Coşkun İKİZLER, Ankara, Türkiye
Gökhan İPEK, İstanbul, Türkiye
Erkan İRİZ, Ankara, Türkiye
Diwakar JAIN, Philadelphia, USA
Charles JAZRA, Bawchrieh, Lebanon
Mehmet KAPLAN, İstanbul, Türkiye
Hayrettin KARAEREN, Ankara, Türkiye
Sezer KARCİER, İstanbul, Türkiye
Erdem KAŞIKÇIOĞLU, İstanbul, Türkiye
Sırrı KES, Ankara, Türkiye
Mustafa KILIÇ, Denizli, Türkiye
Bülent KILIÇCIOĞLU, Manisa, Türkiye
Cüneyt KONURALP, İstanbul, Türkiye
Serdar KULA, Ankara, Türkiye
Ethem KUMBAY, Bursa, Türkiye
Akira KURITA, Tokyo, Japan
Nezih KÜÇÜKARSLAN, Ankara, Türkiye
Serdar KÜÇÜKOĞLU, İstanbul, Türkiye
Hakan KÜLTÜRSAY, İzmir, Türkiye
Byung-Boong LEE, Reston, VA, USA
Samuel LEVY, Marseille, France
Jason M. LAZAR, New York, USA
Peter MACFARLANE, Renfrewshire, Scotland
Robert W. MAHLEY, San Francisco, CA, USA
G.B. John MANCINI, Vancouver BC, Canada
Matti MÄNTTÄRI, Helsinki, Finland
Franz H. MESSERLI, New York, USA
Haldun MÜDERRİSOĞLU, Ankara, Türkiye
İstemi NALBANTGİL, İzmir, Türkiye
Sanem NALBANTGİL, İzmir, Türkiye
Navin C. NANDA, Birmingham, AL, USA
Ahmet NARİN, İstanbul, Türkiye
Leonid B. NAUMOV, Beer-Sheva, Israel
Tuğrul OKAY, İstanbul, Türkiye
Altan ONAT, İstanbul, Türkiye
Derviş ORAL, Ankara, Türkiye

Hakan ORAL, Ann Arbor MI, USA
M. Remzi ÖNDER, İzmir, Türkiye
Zeki ÖNGEN, İstanbul, Türkiye
Necla ÖZER, Ankara, Türkiye
Mehmet Bülent ÖZİN, Ankara, Türkiye
Mehmet ÖZKAN, İstanbul, Türkiye
Süheyla ÖZKUTLU, Ankara, Türkiye
Azmi ÖZLER, İstanbul, Türkiye
Ferhan ÖZMEN, Ankara, Türkiye
Önal ÖZSARUHAN, İstanbul, Türkiye
Muzaffer ÖZTÜRK, İstanbul, Türkiye
Ahmet Fatih ÖZYAZICIOĞLU, Bursa, Türkiye
Sotirios N. PRAPAS, Athens, Greece
Vedat SANSOY, İstanbul, Türkiye
Muhammed SARIC, New Jersey, USA
Murat SEZER, İstanbul, Türkiye
Mark V. SHERRID, New York, USA
Hulki Meltem SÖNMEZ, Aydın, Türkiye
Richard SUTTON, London, UK
Ahmet ŞAŞMAZEL, İstanbul, Türkiye
Hüseyin ŞENOCAK, Erzurum, Türkiye
Kohji TAMURA, Yamanashi, Japan
Oğuz TAŞDEMİR, Ankara, Türkiye
Ahmet TEMİZHAN, Ankara, Türkiye
S. Lale TOKGÖZOĞLU, Ankara, Türkiye
Nizamettin TOPRAK, Diyarbakır, Türkiye
Oktay TUTAREL, Hannover, Germany
Murat TUZCU, Cleveland OH, USA
Volkan TUZCU, Arkansas, USA
Tulga ULUS, Ankara, Türkiye
Sabahattin UMMAN, İstanbul, Türkiye
Dilek ÜRAL, Kocaeli, Türkiye
Ahmet ÜNALIR, Eskişehir, Türkiye
Marc A. VOS, Utrecht, NL
Kerem VURAL, Ankara, Türkiye
Galen WAGNER, Durham, NC, USA
Hein WELLENS, Maastricht, NL
Cevat YAKUT, İstanbul, Türkiye
Nuran YAZICIOĞLU, İstanbul, Türkiye
Murat YEŞİL, İzmir, Türkiye
Remzi YILMAZ, Şanlıurfa, Türkiye
Kiyoshi YOSHIDA, Okayama, Japan
Mehdi ZOGHI, İzmir, Türkiye



Yayınevi / Publisher

Aves Yayıncılık

İmtiyaz Sahibi ve Sorumlu Yazı İşleri Müdürü:

İbrahim Kara

Adres: Kızılelma cad. 5/3 34096 Fındıkzade-İstanbul

Tel: 0212 589 00 53 Faks: 0212 589 00 94

E-mail: info@avesyayincilik.com

Baskı: Özgün Ofset Tic. Ltd. Şti.

Basım Tarihi : Ekim 2009

Yazı İşleri (Eskişehir)

Baş Editör Ofis Yönetici Asistanı: İnci Çınaz

Baş Editör Ofis Asistanı: Betül Tuntaş

Yazışma Adresi: Kızılelma cad.

5/3 34096 Fındıkzade-İstanbul

Telefon: 0222 229 15 65 - 0533 966 48 67

Faks: 0222 229 15 85

E-mail: info@anakarder.com - btimur@ogu.edu.tr

Yayın Türü: Yerel Süreli Yayın

ISSN 1302-8723



Anadolu Kardiyoloji Dergisi Eskişehir Osmangazi Üniversitesi (ESOGU) tarafından kısmen desteklenmektedir.
The Anatolian Journal of Cardiology is partly supported by University of Eskişehir Osmangazi (ESOGU).

ESKİŞEHİR OSMANGAZI ÜNİVERSİTESİ
MEŞELİK KAMPÜSÜ 26480 ESKİŞEHİR
Tel: +90 222 239 71 48
Faks: +90 222 239 54 00

AMAÇ VE KAPSAM

Anadolu Kardiyoloji Dergisi kardiyoloji konulu, yayın dili hem Türkçe hem İngilizce olan, bağımsız ve önyargısız çift-kör hakemlik (peer-review) ilkelerine dayanan uluslararası, periyodik bir dergidir. Anadolu Kardiyoloji Dergisi Şubat, Nisan, Haziran, Ağustos, Ekim ve Aralık aylarında olmak üzere yılda 6 sayı ve 2 özel sayı çıkar. Anadolu Kardiyoloji Dergisi'nin hedefi uluslararası düzeyde nitelikli, sürekli ve kardiyoloji konusunda özgün bir periyodik olarak klinik ve bilimsel açıdan en üst düzeyde orijinal araştırmaları yayınlamaktır. Bununla birlikte eğitim ile ilgili temel yenilikleri kapsayan derlemeler, editöryel kısa yazılar, olgu sunumları, orijinal görüntüler ve geniş kardiyoloji kesimlerinin konular hakkındaki deneyimlerini ve eleştirilerini içeren mektuplar ve sosyal kardiyoloji konulu yazılar yayınlamaktadır.

Derginin hedef kitlesi kardiyoloji, çocuk kardiyoloji, kardiyovasküler cerrahi ve iç hastalıkları uzmanları, pratisyen hekimler ve tüm ilgili branşlardaki uzmanlardır. Derginin editöryel ve yayın işleyişi ICMJE ve COPE standartları çerçevesinde yürütülmektedir. Anadolu Kardiyoloji Dergisi Excerpta Medica/EMBASE, TÜBİTAK/ULAKBİM, CINAHL, SCOPUS, Gale/Cengage Learning, EBSCO Full-text MEDLINE, Index Copernicus, Index Medicus/MEDLINE, Science Citation Index Expanded (SCIE) ve Journal Citation Reports/Science Edition veri tabanlarına dahildir. Anadolu Kardiyoloji Dergisi'nin gelirleri abone ücretleri ve ticari firmalardan sağlanan reklamlardan oluşmaktadır.

Abone İşlemleri

Derginin tüm sayılarının tam metinlerine ücretsiz olarak www.anakarder.com adresinden ulaşılabilir. Basılı dergiye abone olmak isteyen kişiler web sayfasındaki abone formunu doldurmalı ve Yayınevine başvurmalıdır.

Yayınevi : Aves Yayıncılık-İbrahim Kara
Adres : Kızılelma cad. 5/3 34096
Fındıkzade-İstanbul
Tel. : 0212 589 00 53
Faks : 0212 589 00 94
Web sayfası : www.avesyayincilik.com
E-posta : info@avesyayincilik.com

Baskı İzinleri

Baskı izinleri için başvurular Baş Editör Ofisine yapılmalıdır.
Baş Editör : Prof. Dr. Bilgin Timuralp
Yazışma Adresi : Anadolu Kardiyoloji Dergisi
Kızılelma Cad. 5/3 34096 Fındıkzade-İstanbul
Tel. : 0222 229 15 65 - 0533 966 48 67
Faks : 0222 229 15 85
E-posta : info@anakarder.com
btimur@ogu.edu.tr

Reklam

Reklam ile ilgili başvurular Yayınevine yapılmalıdır.
Yayınevi : Aves Yayıncılık-İbrahim Kara
Adres : Kızılelma cad. 5/3 34096
Fındıkzade-İstanbul
Tel. : 0212 589 00 53
Faks : 0212 589 00 94
Web sayfası : www.avesyayincilik.com
E-posta : info@avesyayincilik.com

Yazarlara Bilgi

Yazarlara Bilgi dergi sayfalarında ve www.anakarder.com web sayfasında yayınlanmaktadır.

Materyal Sorumluluk Reddi

Anadolu Kardiyoloji Dergisi'nde yayınlanan tüm yazılarda görüş ve raporlar yazar(lar)ın görüşüdür ve Editör, editöryel kurul ya da yayıncının görüşü değildir; Editör, editöryel kurul ve yayıncı bu yazılar için herhangi bir sorumluluk kabul etmemektedir. Dergimizde asitsiz kağıt kullanılmaktadır.

AIMS AND SCOPE

The Anatolian Journal of Cardiology is the double-blind peer-reviewed, Turkish and English languages international periodical on cardiology. The Anatolian Journal of Cardiology is published bimonthly (February, April, June, August, November and December) and 2 supplement issues are published annually. The aim of the Anatolian Journal of Cardiology is to publish research articles on original issues of cardiology of the highest clinical and scientific quality at the international level. Along with this, it publishes reviews covering fundamental innovations and dealing with education, short editorial articles, original case reports and images, letters on experience relevant to broad cardiology issues and critiques, as well as issues on social cardiology. The journal's audience includes cardiologists, pediatric cardiologists, cardiovascular surgeons, internal medicine specialists, practitioners and specialists of all relevant disciplines.

The journal's editorial and publishing process is adherent to standards of ICMJE and COPE.

The Anatolian Journal of Cardiology is indexed in Excerpta Medica/EMBASE, TÜBİTAK/ULAKBİM, CINAHL, SCOPUS, Gale/Cengage Learning, EBSCO Full-text MEDLINE, Index Copernicus, Index Medicus/MEDLINE, Science Citation Index Expanded (SCIE) and Journal Citation Reports/Science Edition databases. The funding sources of the journal are advertising and subscription.

Subscription information

The access to all full-text issues of the journal is free at www.anakarder.com. To subscribe to the print issues of the journal please fill the subscription form at www.anakarder.com and contact the Publisher.

Publisher : Aves Yayıncılık-İbrahim Kara
Address : Kızılelma cad. 5/3 34096
Fındıkzade-İstanbul
Phone : +90 212 589 00 53
Fax : +90 212 589 00 94
Web page : www.avesyayincilik.com
E-mail : info@avesyayincilik.com

Permissions

Permissions for reproduction of materials published in the Anatolian Journal of Cardiology should be requested at Editor-in Chief Office:

Editor-in Chief : Prof. Dr. Bilgin Timuralp
Address for Correspondence : Anadolu Kardiyoloji Dergisi
Kızılelma Cad. 5/3 34096
Fındıkzade-İstanbul-Turkey
Phone : +90 222 229 15 65 - +90 533 966 48 67
Fax : +90 222 229 15 85
E-mail : info@anakarder.com
btimur@ogu.edu.tr

Advertising

For requests concerning advertising, please contact Publisher.

Publisher : Aves Yayıncılık-İbrahim Kara
Address : Kızılelma cad. 5/3 34096
Fındıkzade-İstanbul
Phone : +90 212 589 00 53
Fax : +90 212 589 00 94
Web page : www.avesyayincilik.com
E-mail : info@avesyayincilik.com

Instructions for authors

Instructions for authors are published in the journal pages and could be accessed at the web site of the journal - www.anakarder.com

Material Disclaimer

Statements or opinions expressed in the manuscripts published in the Anatolian Journal of Cardiology reflect the views of the author(s) and not the opinions of the editors, the editorial board and the publisher; the editors, the editorial board and the publisher disclaim any responsibility or liability for such materials. The journal is printed on an acid-free paper.

INSTRUCTIONS TO AUTHORS

Editor-in-Chief: Professor Dr. Bilgin TİMURALP
Address of Correspondence: Anadolu Kardiyoloji Dergisi
Kızılcama Cad. 5/3 34096 Fındıklıcaze-İstanbul / Turkey
Phone : +90 222 229 15 65 +90 533 966 48 67
Fax : +90 222 229 15 85
Web page: www.anakarder.com
E-mail: btimur@ogu.edu.tr - info@anakarder.com

The Anatolian Journal of Cardiology publishes all articles on clinical cardiology with clear clinical relevance including experimental, fundamental and original clinical studies, postgraduate education on cardiology, investigations concerning especially Turkish public health, brief communications, case reports with relevant questions, answers and contributions, as well as enlightening thoughts on applied and changed relations between State institutions and physicians, news and developments from Turkish and European Societies of Cardiology. The referee's board that constitutes the selection of papers for publication by Editor consists of the elected experts of the journal and if necessary is selected from national and international authorities. The Anatolian Journal of Cardiology is published bimonthly (February, April, June, August, November and December) and 2 supplement issues are published annually.

Proper use of Turkish language is of special importance. Turkish Language Institution dictionary and orthography guide together with dictionary of cardiology terms published by Turkish Society of Cardiology should be taken as basic for literary language. Papers written in English language are particularly supported and encouraged.

An approval of research protocols by ethic committee in accordance with international agreements (Helsinki Declaration of 1975, revised 2002 - available at <http://www.vma.net/e/policy/b3.htm> <<http://www.vma.net/e/policy/b3.htm>>, "Guide for the care and use of laboratory animals - www.nap.edu/catalog/5140.html) is required for experimental, clinical and drug studies.

The submission of a written document with institutional approval of Ethical Committee or equivalent confirming the research is performed in frame of general ethical rules will be required for all original research papers and some case reports beginning from 2010; on the other hand, for the time being, submission of a written document with Ethical Committee approval can facilitate process of consideration for publication of the manuscript and provide publishing priority.

Statements and suggestions published in manuscripts are under the authors responsibility and do not reflect convictions of editor and its associates.

Manuscripts are considered for review only in cases if they have not been published previously elsewhere or are not currently under consideration in other journals. Only those data presented at scientific meetings (notification of scientific conference of session is required) in form of preliminary results - abstracts that does not exceed 200 words could be accepted for consideration.

The signed statement of scientific contributions and responsibilities of all authors and statement on absence of conflict of interests are required.

The authors should acknowledge and provide information on grants, contracts or other financial support of the study provided by any foundations and institutions or firms.

The first author of the paper accepted for publication in AJC should be in consent of that editor can make corrections without changing the main text of the manuscript written either in Turkish or English languages.

The priority in acceptance of manuscripts for publication is given for original, of high scientific and academic quality manuscripts.

General Guidelines

Manuscripts and accompanying letters could be submitted to the Editor-in-Chief office through on-line manuscript submission system www.anadolukardiyolderg.com; you may find information at www.anakarder.com

Rejected manuscripts, except artwork usually are not returned. All manuscripts are reviewed by editor and at least three experts/referees. Proposal of names of three independent referees, which are aware of the study but are experts in the field of the study, by first author is important for the journal.

In case of previous submission of manuscripts for consideration to other journals, submission of manuscripts together with referee's reports is encouraged and will facilitate the consideration.

Before sending manuscript for review to referees board editor checks the adherence of the latter for general guidelines. Manuscripts that do not adhere required format will be returned causing unnecessary loss of time. The authors are asked to notify in cover letter that manuscript is designed appropriately with general guidelines and checked according with the **Author's Check List**

Manuscripts format should be in accordance with Uniform Requirements for Manuscripts Submitted to Biomedical Journals: Writing and Editing for Biomedical Publication (available at <http://www.icmje.org/>)

Research Articles

1. Original research articles: Manuscript should not exceed 5000 words and should be accompanied by necessary number of tables and figures. Fifty references seem to be enough for confidence.

1.1 Title page is the first page and should be designed separately and include: full names of authors with their last academic degrees and manuscript title consisted of no more than 50 characters. These should be followed by complete descriptions of the department, institutions and city where the work was done. If the study was performed at different institutions it should be noted by symbols. Full address for correspondence contains full name of the first author or responsible authors, postal and e-mail addresses, phone and fax numbers. If manuscripts content has been presented before, time and place of the conference should be denoted.

1.2 Structured abstract, in Turkish language should not exceed 250 words and consists of the Objective, Methods, Results and Conclusion sections. No more than 6 keywords concordant with NLM MeSH vocabulary terms (available at <http://www.nlm.nih.gov/mesh/MBrowser.html>) must follow the structured abstract.

1.3 Structured abstract in English language written due to the above mentioned in part 2. rules.

1.4 Main text includes Introduction, Methods, Results, Discussion, and Conclusions sections. The latter part should briefly explain how doctors and patients could benefit from obtained results and how positive and negative conclusions of the study affect current knowledge. Main text should not exceed 8 pages. Finally, acknowledgements to persons who contribute to the study or assist in preparing article are done.

1.5 Statistical analysis should be performed in accordance with guidelines on reporting statistics in medical journals (Altman DG, Gore SM, Gardner MJ, Pocock SJ. Statistical guidelines for contributors to medical journals. *Br Med J* 1983; 7; 1489-93.). Describe software used for analysis. For parametric tests represent continuous variables as Mean±Standard Deviation, while for nonparametric tests represent data as Median and range (Minimum- Maximum) or Median and interquartile range (25th and 75th percentiles). Whenever complex analyses are used specify the relative risk, odds or hazard ratios values by providing confidence intervals and p values.

1.6 References are numbered in order of citation in the main text and are typed on separate page in double space fashion. Personal communications, unpublished data, manuscripts under publication processing are cited in the main text in parenthesis, but not in list of references. Those abstracts had been published more than 2 years ago are not accepted as references.

Publications in kind of abstracts are noted in parenthesis (abstr.). Authors are responsible for accuracy of references.

Periodicals:

Standard journal article: Abbreviations of journal titles should be done in accordance with journal abbreviations used in Index Medicus (for journal abbreviations consult List of Journals indexed for MEDLINE published annually by NLM at <http://www.nlm.nih.gov/tsd/serials/fj.html>). In case of six or less authors numbers list of all authors is required. If number of authors exceeds seven, list first 6 authors followed by et al. After list of authors, the full title of the article, journal title, year, volume and pages should follow.

Example: Muller C, Buttnar HJ, Peterson J, Roskomun H. A randomized comparison of clopidogrel and aspirin versus ticlopidine and aspirin after placement of coronary artery stents. *Circulation* 2000; 101: 590-3.

Books:

Chapter in a book: Sherry S. Detection of thrombi. In: Strauss HE, Pitt B, James AE, editors. *Cardiovascular Medicine*. St Louis: Mosby; 1974. p. 273-85.

Personal author(s): Cohn PF. Silent myocardial ischemia and infarction. 3rd ed. New York: Marcel Dekker; 1993.

Editor (s), compiler(s) as author: Norman IJ, Redfern SJ, editors. *Mental health care for elderly people*. New York: Churchill Livingstone; 1996.

Conference paper:

Bengissou S, Sotheman BG. Enforcement of data protection, privacy and security in medical informatics. In: Lun KC, Degoulet P, Piemme TE, Rienhoff O, editors. *MEDINFO 92. Proceedings of the 7th World Congress on Medical Informatics*; 1992 Sept 6-10; Geneva, Switzerland. Amsterdam: North-Holland; 1992. P. 1561-5.

Scientific or technical report:

Smith P, Golladay K. Payment for durable medical equipment billed during skilled nursing facility stays. Final report. Dallas (TX) Dept. of Health and Human Services (US). Office of Evaluation and Inspections: 1994 Oct. Report No: HHSIGOE 169200860.

Dissertation:

Kaplan SI. Post-hospital home health care: the elderly access and utilization (dissertation). St. Louis (MO): Washington Univ. 1995.

Article in electronic format:

Morse SS. Factors in the emergence of infectious diseases. *Emerg Infect Dis* (serial online) 1995 Jan-Mar (cited 1996 June 5): 1(1): (24 screens). Available from: <http://www.cdc.gov/nceid/IED/cid.htm>.

1.7. Diagrams, Tables and Figures: The figures and pictures should not contain the names of patients, doctors or institutions. Figures and pictures should be sent to the Editor-in-Chief office. They should be printed in separate from main text pages and numbered in order of citation in the text. The comments for tables, diagrams and figures are explained in a separate page with brief title. The number, first author's name and first words of the title are identified on backside. Top should be indicated by arrow. The font's size is usually 8. The sufficiently thick lines could be used while preparing of graphics, thus preventing the lost in the quality of graphics while decreasing their size. The largest appropriate and acceptable size of graphics is 8-9 cm or 16-17 cm in width. Figures should be done professionally and no gray colors be used. Used abbreviations should be explained further in the legend. Especially, the text of tables should be easily understandable and explanatory and should not repeat the data of the main text. The pictures/art work in black and white, grey colors are published without additional costs for authors. The color pictures/art work will be published at at additional costs - please contact the Editor-in-Chief office and publisher.

Note: In addition to printed version of pictures in case reports and original images published in the journal the video/movie images and additional static images are published in the journal's web site www.anakarder.com

The requirements for web site video/movie and static images are:

1. Static images should be submitted in one of the following formats: JPG, GIF, TIFF, BMP
2. Video/movie images should be submitted in following formats: MPEG, VMF
3. The maximum size of the file should be no more than 1 MB
4. Video/movie images and figures/photographs should be sent without description of doctor's or patient's names, institutions and places of origin.
5. The images could also be submitted on the CD to the Editor-in Chief Office: Prof.Dr. Bilgin Timuralp, Kızılcama Cad. 5/3 34096 Fındıklıcaze-İstanbul / Turkey Phone : +90 222 229 15 65 +90 533 966 48 67 Fax : +90 222 229 15 85 E-mail: btimur@ogu.edu.tr - info@anakarder.com

The originality of tables and figures should be confirmed in the accompanying letter. In case of reproduction of tables and figures from other published sources, the appropriate citation should be done and the original source either in hardcopy or electronic (*.pdf) format along with the obtained permission for publication from Copyright owner (publisher, journal or author(s)) should be submitted to the Editor-in-Chief office.

The rules for title page, references, figures and tables are applicable for all types of manuscripts.

Special Parts

2. Reviews: are prepared by authors or by invited authors. This manuscript should contain the newest and final information on knowledge or topics, which are used in clinic, discussing and evaluating them. The author should be an expert on these topics or have references on these issues.

Unstructured abstract limited to 250 words is required. No more than 6 keywords concordant with NLM MeSH vocabulary terms (available at <http://www.nlm.nih.gov/mesh/MBrowser.html>) must follow the unstructured abstract. Word count is limited by 5000 and references number is limited by 50.

3. Editorials: Brief evaluation of published manuscripts by authority in the field of investigation other than referees of the journal. At the end of editorial usually clinical significance of the paper and short abstract is required.

4. Case reports: Interesting from diagnostic and educational point of view case reports concerning seldom, rare seen even by authorities, those one that usually diagnosed and managed with difficulties, and those cases that described usually missing in clinical practice applications are published. Articles with accompanying video/movie images have high priority for publishing. Case reports consist of introduction part without title; case report and discussion. Reference number is limited (no more than 10 and 700 words), and no abstract is required.

5. Scientific letter: The articles in form of preliminary report aimed to announce the new scientific thoughts and data are accepted for publication as scientific letters. The content of the scientific letter should not contain subheadings and is limited by 900 words. The number of references is limited by 10 and number of figures and tables should be no more than 2.

6. Letter to the Editor: Letter to the Editor is one of the main reasons for publication of this journal. It discusses the importance of the published manuscripts, their missing and deficient sites and usually is limited by 5 references and do not exceed 500 words. The author's name and address should follow the text.

7. Education: Knowledge utilized in clinical applications, included in education curriculum of academic level and confirmed by recent research results should be represented.

Unstructured abstract limited to 250 words is required. No more than 6 keywords concordant with NLM MeSH vocabulary terms (available at <http://www.nlm.nih.gov/mesh/MBrowser.html>) must follow the unstructured abstract. Word count is limited by 5000 and references number is limited by 50.

8. Original image: The impressive and rare images reflecting important findings based on clinical science, shedding light on fundamental mechanisms of cardiovascular diseases, emphasizing anomalies, enlightening new treatment methods are accepted for publication. Articles with accompanying video/movie images have high priority for publishing. The article including the title, text and figure legends (without references) should not exceed 250 words. Original images are prepared according with the above mentioned rules and are published in electronic only version.

İÇİNDEKİLER / CONTENTS

EDİTÖRDEN / EDITORIAL

- ▶ Elit hakemler, yaz okulu, etik komite 363
Elite reviewers, summer school, and ethic committee
Bilgin Timuralp, Eskişehir, Türkiye

ÖZGÜN ARAŞTIRMALAR / ORIGINAL INVESTIGATIONS

- ▶ Restrictive left ventricular filling pattern and increase in anteroposterior left atrial diameter: two reliable predictors of clinical deterioration in chronic heart failure II NYHA class patients 364
Restriktif sol ventrikül doluş örneği ile birlikte sol atriyum ön-arka çaptaki artış: Kronik kalp yetersizliği NYKD sınıf II hastalarda klinik kötüleşmenin gerçek iki belirleyicisi
Renato De Vecchis, Carmela Cioppa, Anna Giasi, Armando Pucciarelli, Salvatore Cantatrione, Naples, Italy
- ▶ Nebivolol therapy improves endothelial function and increases exercise tolerance in patients with cardiac syndrome X 371
Kardiyak sendrom X'li hastalarda nebivolol tedavisi ile endotel fonksiyonu ve egzersiz toleransı düzelmektedir
Nihat Şen, Yusuf Tavit, Hüsamettin Erdamar, Hüseyin Uğur Yazıcı, Erdinç Çakır, Emin Özgür Akgül, Cumhuriyet Bilgi, Mehmet Kemal Erbil, Fatih Poyraz, Kaan Okyay, Murat Turfan, Mustafa Cemri, Ankara, Turkey
- ▶ The cardiac effects of a mobile phone positioned closest to the heart 380
Cep telefonunun en yakın pozisyonda kalbe etkileri
Ali Tamer, Hüseyin Gündüz, Serhan Özyıldırım, Sakarya, Bolu, Turkey
- ▶ The effects of lowering uric acid levels using allopurinol on markers of metabolic syndrome in end stage renal disease patients: a pilot study 385
Ürik asit seviyelerinin allopurinol ile azaltılmasının son dönem böbrek hastalarındaki metabolik sendrom belirleyicilerine etkisi: Pilot çalışma
Brian Shelmadine, Rodney G. Bowden, Ronald L. Wilson, Daniel Beavers, Jessica Hartman, Waco, Texas, USA
- ▶ Efficacy of gabapentin versus diclofenac in the treatment of chest pain and paresthesia in patients with sternotomy 390
Sternotomili hastalarda göğüs ağrısı ve parestezinin tedavisinde diklofenaka karşı gabapentinin etkinliği
İsmail Bıyık, Metin Gülcüler, Murat Karabiga, Oktay Ergene, Nezih Tayyar, Uşak, İzmir, Turkey
- ▶ The assessment of QT intervals in acute carbon monoxide poisoning 397
Akut karbonmonoksit zehirlenmelerinde QT intervallerinin değerlendirilmesi
Birgül Yelken, Belkıs Tanrıverdi, Ferda Çetinbaş, Dilek Memiş, Necdet Süt, Eskişehir, Edirne, Turkey
- ▶ Cardiac chest pain in children 401
Çocuklarda kardiyak göğüs ağrısı
Deniz N. Çağdaş, F. Ayşenur Paç, Ankara, Turkey
- ▶ Alt ekstremite gecikmiş tromboembolik arteriyel tıkanmalarda aynı seansta embolektomi ve kapalı fasiyotomi beraberliği 407
Accompanying embolectomy and closed fasciotomy in the same session for the delayed arterial thromboembolic occlusions in lower extremity
Adem Güler, Mehmet Ali Şahin, Kubilay Karabacak, Nezihi Küçükaslan, Mehmet Yokuşoğlu, Harun Tatar, Ankara, Türkiye

İÇİNDEKİLER / CONTENTS

- ▶ Comparison of figure-of-eight and simple wire sternal closure techniques in patients with non-microbial sternal dehiscence 411
Non-mikrobiyal sternal dehisens gelişen olgularda figür 8 ve basit tek tek telleme ile kapama tekniklerinin mukayesesi
Hayrettin Tekümit, Ali Rıza Cenal, Cenk Tataroğlu, Kemal Uzun, Esat Akıncı, İstanbul, Turkey
- DERLEME / REVIEW**
- ▶ Asymmetric dimethylarginine, NO and collateral growth 417
Asimetrik dimetilarjinin, NO ve kollateral gelişim
Sinan Altan Kocaman, Ankara, Turkey
- BİLİMSEL MEKTUP / SCIENTIFIC LETTER**
- ▶ Optimal multiplanar mechanical aortic valve 421
Optimal çok düzlemli mekanik aort kapağı
Mert Kestelli, Engin Tülükoğlu, İsmail Yürekli, Haydar Yasa, Burçin Abud, Ahmet Özelçi, Gökhan Erzincanlı, Murat Kestelli, Ali Gürbüz, İzmir, İstanbul, Turkey, Compiegne, France
- OLGU SUNUMLARI / CASE REPORTS**
- ▶ Post-coronary stenting renal cholesterol embolism treated by renal artery stenting 423
Koroner stent uygulaması sonrası gelişen renal kolesterol embolisinin renal stent uygulaması ile tedavisi
Erdoğan İlkay, Özcan Özeke, Ayşenur Cila, Ali Altan, Gökhan Özer, Ankara, Turkey
- ▶ Eosinophilic periarteritis of the left internal thoracic artery graft 425
Sol internal torasik arter greftinde saptanan eozinofilik periarterit bulgusu
Koray Ak, Selim İsbir, Süheyla Bozkurt, Ali Civelek, Sinan Arsan, İstanbul, Turkey
- ▶ Nonobstructive membrane of the left atrial appendage 426
Sol atriyum apendiksinde nonobstrüktif membran
Nurşen Postacı, Murat Yeşil, Asil İşçi, M. Erdinç Arkan, Serdar Bayata, İzmir, Turkey
- ▶ Double etiology of recurrent thrombophlebitis: Behçet's disease and inferior vena cava agenesis 428
Tekrarlayan tromboflebit çift etiyojisi: Behçet hastalığı ve vena kava inferiyor ajenizi
Sonia Hammami, Amel Barhoumi, Salem Bouomrani, Olfa Harzallah, Silvia Mahjoub, Monastir, Tunisia
- EDİTÖRE MEKTUPLAR / LETTERS TO THE EDITOR**
- ▶ Perforation of the mitral valve due to Brucella endocarditis as a late complication diagnosed perioperatively 430
Ameliyat esnasında Brucella endokarditinin geç dönem komplikasyonu olarak bulgulanan mitral kapak perforasyonu
Ali Gürbüz, Ufuk Yetkin, Banu Lafçı, Nurşen Postacı, Barçın Özdemir, İsmail Yürekli, İzmir, Turkey
- ▶ A mathematical approach to mitral regurgitation 431
Mitral regurjitasyona matematiksel bir yaklaşım
Mehmet Uzun, İstanbul, Turkey
- ▶ Miksomanın arteri 432
The myxoma's artery
Mert Kestelli, İsmail Yürekli, Ahmet Özelçi, Şahin Bozok, Orhan Gökalp, Engin Tulukoğlu, Mehmet Bademci, Ali Gürbüz, İzmir, Rize, Türkiye

C O P E COMMITTEE ON PUBLICATION ETHICS



“Bu dergi Yayın Etiği Komitesinin (COPE) prensiplerini kabul etmiş olup, adı geçen kuruluşun üyesidir”

İÇİNDEKİLER / CONTENTS

ÇEŞİTLİ / MISCELLANEOUS

- ▶ Building network for enhancement of scientific/research literacy: The Scientific Summer School 2009 in Szczepanow, Poland 433
Bilimsel/araştırma bilginin artırılmasına yönelik ağın kurulması: Bilimsel Yaz Okulu, 2009, Szczepanow, Polonya
Ljuba Bacharova, Nina Hakacova, Bratislava, Slovak Republic

E-SAYFA ÖZGÜN GÖRÜNTÜLER / E-PAGE ORIGINAL IMAGES

- ▶ A case of native triple-valve endocarditis caused by enterococci  E-14
Enterokokun sebep olduğu nativ üçlü kapak endokarditi
Sakir Arslan, M. Emin Kalkan, Yekta Gürlertop, Erzurum, Turkey
- ▶ Isolated right ventricular apical mural endocarditis  E-15
Sağ ventrikül apeksinde izole mural endokardit
Cem Köz, İnanç Güvenç, Oben Baysan, Mehmet Yokuşoğlu, Haldun Karagöz, Ömür Ataoğlu, Ankara, Turkey
- ▶ Visualization of the whole right atrium wall with Tc-99m Sestamibi scintigraphy E-15
Tüm sağ atriyum duvarının Tc-99m sestamibi sintigrafisinde görüntülenmesi
Mehmet Çabuk, Sait Mesut Doğan, Zuhale Erdem, Duygu Yörük Atik, İffet Doğan, Zonguldak, Turkey
- ▶ Absence of pericardium in combination with bronchogenic cyst, atrial septal defect, mitral valve prolapsus and hypospadias E-16
Perikard yokluğu ile birlikte görülen bronkojenik kist, atriyal septal defekt, mitral kapak prolapsusu ve hipospadias
Berkant Özpolat, Orhan Veli Doğan, Kırıkkale, Ankara, Turkey
- ▶ A case of high-output heart failure secondary to bilateral multiple pulmonary arterio-venous malformations treated with Amplatzer vascular plug E-17
Amplatzer vasküler tıkaçı ile tedavi edilen bilateral çoklu pulmoner arteriyovenöz malformasyonlara bağlı yüksek debili kalp yetersizliği
Tarkan Ergun, Hatice Lakadamyalı, Hüseyin Lakadamyalı, Olcay Eldem, Antalya, Turkey
- ▶ Atypically localized giant left atrial myxoma causing severe pulmonary hypertension E-18
Ciddi pulmoner hipertansiyona neden olan atipik yerleşimli dev sol atriyal miksoma
Cengiz Özbek, Ufuk Yetkin, Halit Acet, İsmail Yüreklı, Oktay Ergene, Ali Gürbüz, İzmir, Turkey