

**Editor in Chief**  
Bilgin Timuralp

**Advisory Board of This Issue**

Hale Ünal Aksu  
Servet Altay  
Sabine Bleiziffer  
Thierry Carrel  
Giuseppe Cocco  
Ataç Çelik  
Murtaza Emre Durakoğlul  
Hamza Duygu  
Cengiz Ermiş  
Özgür Günebakmaz  
Dolunay Gürses  
Olgu Hallioğlu  
Katsuomi Iwakura  
Satoru Iwashima  
Selmin Karademir  
Cengiz Korkmaz  
Karel Kotaska  
H. Mizukami  
Parimala Narne  
Şeref Olgar  
Mehmet Özkan  
B.M. Palmer  
Ralph J. Panos  
Dalva Poyares  
Rosa Sicari  
Jan-Malte Sinning  
Thomas P. Yamagishi  
W. J. Zhang

**Original Investigations**

The anti-inflammatory and antioxidant effects of pravastatin and nebivolol in rat aorta  
Seyhun Dursun et al.; Balıkesir-Turkey

Effects of valsartan treatment on ghrelin level and ventricular mass index in hypertension  
Coşkun Meriç et al.; Ankara-Turkey

Nitric oxide synthase gene G894T and intron 4 VNTR polymorphisms in hemodialysis with thrombosis  
Elif Funda Şener et al.; Kayseri-Turkey

Beta myosin heavy chain mutations R403QLW, V606M, K615N and R663H in hypertrophic cardiomyopathy  
Sevcan Atay et al.; İzmir-Turkey

P wave dispersion and left ventricular diastolic dysfunction in non-dipper and dipper hypertensive  
Aydın Rodi Tosu et al.; Van-Turkey

Effect of diastolic dysfunction on atrial appendage and thrombotic potential in nonvalvular atrial fibrillation  
Muhammed Bora Demirçelik et al.; Ankara-Turkey

Editorial Comment: Diastolic dysfunction: a new foe in the management of atrial fibrillation?  
Katsuomi Iwakura; Osaka-Japan

Positive airway pressure treatment on systolic and diastolic function: A five year observational study  
Ali Rıza Bilge et al.; Manisa-Turkey

Editorial Comment: Can continous positive airway pressure treatment prevent myocardial damage?  
Dalva Poyares et al.; Sao Paulo-Brazil

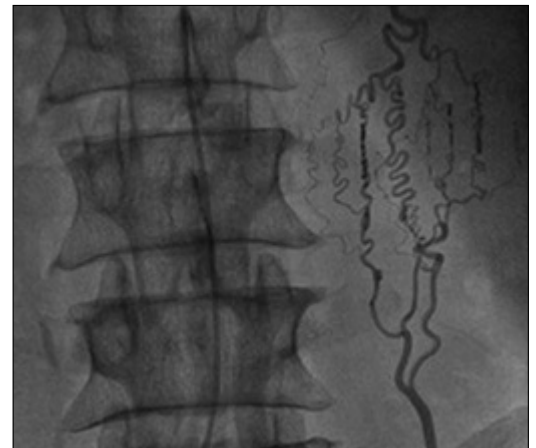
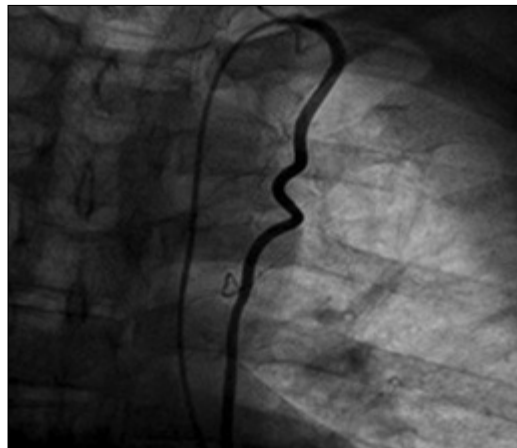
sICAM-1 and sVCAM-1 molecules for cardiac surgery in pediatric patients with pulmonary hypertension  
Ayşe Yıldırım et al.; Istanbul-Turkey

Evaluation of left atrial functions in children with chronic renal failure  
Savaş Demirpençe et al.; İzmir-Turkey

Diagnostic accuracy of Doppler ultrasonography for assessment of internal thoracic artery graft patency  
Kerem Yay et al.; Ankara-Turkey

**Scientific Letter**

Vena cava thrombosis in Behçet's disease  
Amira Hamzaoui et al; Tunis-Tunis



Page: E-8



**Editor in Chief**  
**Bilgin Timuralp, Eskişehir, Turkey**

**Associate Editors**

Necmi Ata, <i>Eskişehir, Turkey</i>	Yılmaz Nişancı, <i>İstanbul, Turkey</i>
Mehmet Bilge, <i>Ankara, Turkey</i>	Kurtuluş Özdemir, <i>Konya, Turkey</i>
Alparslan Birdane, <i>Eskişehir, Turkey</i>	Ercan Tutar, <i>Ankara, Turkey</i>
Yüksel Çavuşoğlu, <i>Eskişehir, Turkey</i>	Ahmet Tulga Ulus, <i>Ankara, Turkey</i>
Sadi Güleç, <i>Ankara, Turkey</i>	Berrin Umman, <i>İstanbul, Turkey</i>
Sanem Nalbantgil, <i>İzmir, Turkey</i>	Mehdi Zoghi, <i>İzmir, Turkey</i>

**Editor in Chief Consultant**

Suna Kırac, *Denizli, Turkey*

**Senior Consultant in Biostatistics**

Kazım Özdamar, *Eskişehir, Turkey*

**Consultants in Biostatistics**

Canan Baydemir, <i>Kocaeli, Turkey</i>	İlker Ünal, <i>Adana, Turkey</i>
--	----------------------------------

**International Editorial Board**

Annan Abacı, <i>Ankara, Turkey</i>	Çetin Erol, <i>Ankara, Turkey</i>	Peter Macfarlane, <i>Renfrewshire, Scotland</i>	Horst Sievert, <i>Frankfurt, Germany</i>
Kamil Adalet, <i>İstanbul, Turkey</i>	Ali Serdar Fak, <i>İstanbul, Turkey</i>	Robert W. Mahley, <i>San Francisco, CA, USA</i>	İlke Sipahi, <i>İstanbul, Turkey</i>
Ramazan Akdemir, <i>Sakarya, Turkey</i>	Roberto Ferrari, <i>Ferrara, Italy</i>	G.B. John Mancini, <i>Vancouver BC, Canada</i>	İnan Soydan, <i>İzmir, Turkey</i>
Levent Akyürek, <i>Göteborg, Sweden</i>	Armen Y. Gasparyan, <i>West Midlands, UK</i>	Matti Mänttari, <i>Helsinki, Finland</i>	Hulki Meltem Sönmez, <i>Aydın, Turkey</i>
Tayfun Aybek, <i>Ankara, Turkey</i>	Ali Gholamrezanezhad, <i>Tehran, Iran</i>	Barry J. Maron, <i>Minnesota, USA</i>	Richard Sutton, <i>Monaco, Monaco</i>
Saide Aytekin, <i>İstanbul, Turkey</i>	Hasan Gök, <i>Konya, Turkey</i>	Pascal Meier, <i>London, UK</i>	Ahmet Şaşmazel, <i>İstanbul, Turkey</i>
Vedat Aytekin, <i>İstanbul, Turkey</i>	Bülent Görenek, <i>Eskişehir, Turkey</i>	Franz H. Messerli, <i>New York, USA</i>	Zeynep Tartan, <i>İstanbul, Turkey</i>
Ljuba Bacharova, <i>Bratislava, Slovak Republic</i>	Sema Güneri, <i>İzmir, Turkey</i>	Haldun Müderrisoğlu, <i>Ankara, Turkey</i>	Oğuz Taşdemir, <i>Ankara, Turkey</i>
Luiggi P. Badano, <i>Udine, Italy</i>	Deniz Güzelsoy, <i>İstanbul, Turkey</i>	İstemi Nalbantgil, <i>İzmir, Turkey</i>	Ahmet Temizhan, <i>Ankara, Turkey</i>
Gani Bajraktari, <i>Prishtina, Kosovo</i>	Masayasu Hiraoka, <i>Tokyo, Japan</i>	Navin C. Nanda, <i>Birmingham, AL, USA</i>	Adam Timmis, <i>London, England</i>
Işık Başar, <i>İstanbul, Turkey</i>	Coşkun İkizler, <i>Ankara, Turkey</i>	Altan Onat, <i>İstanbul, Turkey</i>	S. Lale Tokgözoğlu, <i>Ankara, Turkey</i>
George A. Beller, <i>Charlottesville VA, USA</i>	Barış İlerigelen, <i>İstanbul, Turkey</i>	Hakan Oral, <i>Ann Arbor, MI, USA</i>	Oktay Tutarel, <i>Hannover, Germany</i>
Ahmet Birand, <i>İstanbul, Turkey</i>	Erkan İriz, <i>Ankara, Turkey</i>	M. Remzi Önder, <i>İzmir, Turkey</i>	Murat Tuzcu, <i>Cleveland, OH, USA</i>
Dirk L. Brutsaert, <i>Antwerp, Belgium</i>	Diwakar Jain, <i>Philadelphia, USA</i>	Zeki Öngen, <i>İstanbul, Turkey</i>	Volkan Tuzcu, <i>İstanbul, Turkey</i>
Gerald D. Buckberg, <i>Los Angeles, CA, USA</i>	Charles Jazra, <i>Bavchrieh, Lebanon</i>	Necia Özer, <i>Ankara, Turkey</i>	Sabahattin Umman, <i>İstanbul, Turkey</i>
Cahid Civelek, <i>St. Louis, MO, USA</i>	Göksel Kahraman, <i>Kocaeli, Turkey</i>	Mehmet Bülent Özin, <i>Ankara, Turkey</i>	Dilek Ural, <i>Kocaeli, Turkey</i>
Ubeydullah Deligönül, <i>Tyler TX, USA</i>	Mehmet Kaplan, <i>İstanbul, Turkey</i>	Mehmet Özkan, <i>İstanbul, Turkey</i>	Ahmet Ünalır, <i>Eskişehir, Turkey</i>
Ertan Demirtaş, <i>Ankara, Turkey</i>	Sezer Karcier, <i>İstanbul, Turkey</i>	Süheyla Özkutlu, <i>Ankara, Turkey</i>	Marc A. Vos, <i>Utrecht, Netherlands</i>
Ali Emin Denктаş, <i>Houston, TX, USA</i>	Erdem Kaşıkçıoğlu, <i>İstanbul, Turkey</i>	Azmi Özler, <i>İstanbul, Turkey</i>	Galen Wagner, <i>Durham, NC, USA</i>
Polychronis Dilaveris, <i>Athens, Greece</i>	Cihangir Kaymaz, <i>İstanbul, Turkey</i>	Ahmet Fatih Özyazıcıoğlu, <i>Bursa, Turkey</i>	Hein Wellens, <i>Maastricht, Netherlands</i>
Firat Duru, <i>Zurich, Switzerland</i>	Mustafa Kılıç, <i>Denizli, Turkey</i>	Sotirios N. Prapas, <i>Athens, Greece</i>	Nuran Yazıcıoğlu, <i>İstanbul, Turkey</i>
Rasim Enar, <i>İstanbul, Turkey</i>	Serdar Kula, <i>Ankara, Turkey</i>	Shahbudin Rahimtoola, <i>Los Angeles, CA, USA</i>	Murat Yeşil, <i>İzmir, Turkey</i>
Oktay Eray, <i>Antalya, Turkey</i>	Serdar Küçüköğlü, <i>İstanbul, Turkey</i>	Vedat Sansoy, <i>İstanbul, Turkey</i>	Remzi Yılmaz, <i>Antalya, Turkey</i>
Ertuğrul Ercan, <i>İzmir, Turkey</i>	Hakan Kültürsay, <i>İzmir, Turkey</i>	Muhammed Saric, <i>New York, USA</i>	Kiyoshi Yoshida, <i>Okayama, Japan</i>
Okan Erdoğan, <i>İstanbul, Turkey</i>	Samuel Levy, <i>Marseille, France</i>	Murat Sezer, <i>İstanbul, Turkey</i>	Mehmet Yokuşoğlu, <i>Ankara, Turkey</i>
Ali Ergin, <i>Kayseri, Turkey</i>	Jason M. Lazar, <i>New York, USA</i>	Mark V. Sherid, <i>New York, USA</i>	Jose L. Zamorano, <i>Madrid, Spain</i>
			Wojciech Zareba, <i>New York, USA</i>



**Publisher**  
İbrahim KARA

**Publication Director**  
Ali ŞAHİN

**Deputy Publication Directors**  
Gökhan ÇİMEN  
Ayşegül BOYALI

**Publication Coordinators**  
Nilüfer TÜRKYILMAZ  
Merve AKDEMİR SAĞLIK  
Leda BAŞGÜL  
Aslin ANDONYAN

**Sales Coordinator**  
Sinan Gökbörü BÜNCÜ

**Finance and Administration**  
Veysel KARA

**Project Assistants**  
Gizem KOZ  
Esra GÖRGÜLÜ

**Graphics Department**  
Ünal ÖZER  
Neslihan YAMAN  
Merve KURT

**Contact**  
Address : Büyükdere Cad. No: 105/9  
34394 Mecidiyeköy,  
Şişli, İstanbul  
Phone : +90 212 217 17 00  
Fax : +90 212 217 22 92  
E-mail : info@avesyayincilik.com

**Editor in Chief Office**

Phone : +90 222 229 15 65  
Fax : +90 222 229 15 85  
E-mail : info@anakarder.com  
btimur@ogu.edu.tr

**Assistants to the Editor in Chief**

Betül TUNTAŞ  
Bilge TUNALI



The Anatolian Journal of Cardiology is partly supported by University of Eskişehir Osmangazi (ESOGU).

ESKİŞEHİR OSMANGAZI ÜNİVERSİTESİ  
MEŞELİK KAMPÜSÜ 26480 ESKİŞEHİR  
Phone: +90 222 239 71 48  
Fax: +90 222 239 54 00

İmtiyaz Sahibi ve Sorumlu Yazı İşleri Müdürü:

İbrahim KARA  
Yayın Türü : Yerel Süreli  
Basım Tarihi: Mayıs 2014  
Basım Yeri: ADA Ofset Matbaacılık  
Tic. Ltd. Şti., Litros Yolu 2. Matbaacılar S.  
E Blok No: (ZE2) 1. Kat Topkapı, İstanbul  
Telefon : +90 212 567 12 42

**AIMS AND SCOPE**

The Anatolian Journal of Cardiology is the scientific and official publication organ of the Turkish Society of Cardiology.

The Anatolian Journal of Cardiology is the double-blind peer-reviewed, published in only English language international periodical on cardiology. The journal is published 8 times per year (February, March, May, June, August, September, November and December).

The aim of the Anatolian Journal of Cardiology is to publish research articles on original issues of cardiology of the highest clinical and scientific quality at the international level. Along with this, it publishes reviews covering fundamental innovations and dealing with education, short editorial articles, original case reports and images, letters on experience relevant to broad cardiology issues and critiques, as well as issues on social cardiology.

The journal's audience includes cardiologists, pediatric cardiologists, cardiovascular surgeons, internal medicine specialists, practitioners and specialists of all relevant disciplines.

The journal's editorial and publishing process is adherent to standards of ICMJE, COPE, and HEART Group.

The Anatolian Journal of Cardiology is indexed in Science Citation Index Expanded, PubMed/MEDLINE, EMBASE, Scopus, CINAHL, Gale/Cengage Learning, EBSCO, DOAJ, ProQuest, Index Copernicus and Tübitak/ULAKBİM Turkish Medical Database.

Copyright Transfer, Conflict of Interest Declaration, Authorship Contributions and Instructions for Authors are published in the journal pages and could be accessed at the web site of the journal at [www.anakarder.com](http://www.anakarder.com)

Main financial support for the Anatolian Journal of Cardiology is provided by the Turkish Society of Cardiology. In addition, advertisements and announcements of products and services which are not contrary to the results of scientific studies are published in the journal to create revenue for the journal.

The access to all full-text issues of the journal is free at [www.anakarder.com](http://www.anakarder.com). To subscribe to the print issues of the journal, and permissions for reproduction of materials published, reprints and advertising in the Anatolian Journal of Cardiology should be requested at Turkish Society of Cardiology.

Statements or opinions expressed in the manuscripts published in the Anatolian Journal of Cardiology reflect the views of the author(s) and not the opinions of the Turkish Society of Cardiology, Editors, the Editorial Board and/or the Publisher; the Turkish Society of Cardiology, Editors, the Editorial Board and the Publisher disclaim any responsibility or liability for such materials.

The journal is printed on an acid-free paper.

Owner : Turkish Society of Cardiology  
Address : Çobançeşme Sanayi Cad., No:11, Nispetiye İstanbul, A Blok, No:47-48, 34196,  
Yenibosna, Bahçelievler, İstanbul, TURKEY  
Phone : +90 212 221 17 30 / +90 0212 221 17 38  
Fax : +90 212 221 17 54  
E-mail : [tkd@tkd.org.tr](mailto:tkd@tkd.org.tr)

Editor in Chief : Prof. Bilgin Timuralp  
Adres : ESOGÜ Tıp Fakültesi, Merkezi Derslikler, Kat:3, No:1, 26480, Meşelik, Eskişehir, TURKEY  
Telefon : +90 222 229 15 65 / +90 533 966 48 67  
Faks : +90 222 229 15 85  
E-posta : [info@anakarder.com](mailto:info@anakarder.com)

Publisher : AVES - İbrahim Kara  
Address : Büyükdere cad. 105/9, 34394, Mecidiyeköy, Şişli, İstanbul, TURKEY  
Phone : +90 212 217 17 00  
Fax : +90 212 217 22 92  
E-mail : [info@avesyayincilik.com](mailto:info@avesyayincilik.com)

## INSTRUCTIONS FOR AUTHORS

The Anatolian Journal of Cardiology is the scientific and official publication organ of the Turkish Society of Cardiology.

The Anatolian Journal of Cardiology, being a double-blind peer-reviewed journal, publishes all articles on clinical cardiology with clear clinical relevance including experimental, fundamental and original clinical studies, postgraduate education on cardiology, investigations concerning especially Turkish public health, case reports, relevant letters with questions, answers and contributions, history of cardiology, publication and research ethics, as well as letters on expected, applied and changed relations between State institutions and physicians, works and developments of Turkish and World Societies of Cardiology. The referee's board that advises the selection of papers for publication by Editor consists of the elected advisory experts of the journal and is selected from independent national and international authorities. The Anatolian Journal of Cardiology is published 8 times per year, including February, March, May, June, August, September, November and December.

An approval of research protocols by Ethics Committee in accordance with international agreements (Helsinki Declaration of 1975, revised 2008 - available at [www.ub.edu](http://www.ub.edu), Guide for the care and use of laboratory animals - [www.grants.nih.gov](http://www.grants.nih.gov)) is required for experimental, clinical and drug studies.

The submission of a written document with institutional approval of Ethics Committee or equivalent confirming the research protocol, even some case reports, are performed in frame of general ethical rules, is mandatory.

The signed statement of scientific contributions and responsibilities of all authors and statement on absence of conflict of interests are required. (ICMJE Form for Disclosure of Potential Conflicts of Interest and Authorship Contributions forms are available at [www.anakarderc.com](http://www.anakarderc.com)). The journal's policy on publication and research ethics are in compliance with ICMJE, COPE and HEART Group rules.

The authors should acknowledge and provide information on grants, contracts or other financial support of the study provided by any foundations and institutions or firms.

The priority in acceptance of manuscripts for publication is given to original research manuscripts and reviews of high scientific and academic quality, in addition limited number of case reports and original images and other types of manuscripts are accepted for publication.

Statements and suggestions published in manuscripts are under the authors responsibility and do not reflect opinions of editors and their associates.

Manuscripts are considered for review only in cases if they have not been published previously elsewhere or are not currently under consideration in other journals. Only those data presented at scientific meetings (notification of scientific conference of session is required) in form of preliminary results - abstracts that does not exceed 200 words - could be accepted for consideration.

The retraction requests of manuscripts, being under consideration and close to the final decision, without reasonable explanation will result in "reject" decision.

The first author of the paper accepted for publication in Anatolian Journal of Cardiology should be in consent of that editors could make corrections without changing the basic meaning of the text of the manuscript written in English language.

To be accepted for publication, it is required that manuscripts should be original and of high scientific and academic quality, with probability of being cited.

## General Guidelines

Manuscripts and accompanying letters could be submitted to the Editor in Chief office through on-line manuscript submission system [www.anakarderc.com](http://www.anakarderc.com) you may find information at [www.anakarderc.com](http://www.anakarderc.com)

Rejected manuscripts, except artwork usually are not returned. All manuscripts are reviewed by editor, editor's consultant, associate editors, statistical consultants and at least three experts/referees. Proposal of names of three independent referees, who are unaware of the study and had no relationship with authors or author's institutions, but are experts in the field of the study, by first author is important for the journal.

In case of previous submission of manuscripts for consideration to other journals, submission of manuscripts together with referee's reports is mandatory and will facilitate the consideration.

Before sending manuscript for review to referees editor checks the adherence of the manuscript's format to general guidelines. The spelling and grammar errors are required to be corrected before submission of manuscript. The revised versions of manuscripts should include incorporated revisions highlighted.

Manuscripts that do not comply with Instructions to Authors will not undergo peer-review.

Authors are required to submit the revision within 24 days, and the referee's evaluation period is limited by 21 days.

Manuscripts format should be in accordance with Uniform Requirements for Manuscripts Submitted to Biomedical Journals: Writing and Editing for Biomedical Publication (updated in December 2013 - <http://www.icmje.org/icmje-recommendations.pdf>).

The filled authorship contributions form must be submitted along with manuscript. The journal's rules on authorship contributions are in compliance with CSE (<http://www.conciseonlineeditors.org>) and ICMJE (<http://www.icmje.org>) recommendations.

Original Investigations and Reviews should be presented according to the guidelines: randomized study – CONSORT, observational study – STROBE, study on diagnostic accuracy – STARD, systematic reviews and meta-analysis PRISMA, animal experimental studies – ARRIVE, nonrandomized behavioural and public health intervention studies – TREND.

## Research Articles

**1. Original research articles:** Manuscript should not exceed 5000 words and should be accompanied by necessary number of tables and figures. Fifty references seem to be enough for confidence.

**1.1 Title page is the first page of the manuscript**, which should be uploaded as separate WinWord file and include: full names of authors with their last academic degrees and manuscript title consisted of no more than 50 characters. These should be followed by complete descriptions of the department, institutions and city, country where the work was done. If the study was performed at different institutions it should be noted by symbols. Full address for correspondence contains full name of the first author or responsible authors, postal and e-mail addresses, phone and fax numbers. If manuscripts content has been presented before, time and place of the conference should be denoted.

**1.2 Structured abstract**, in Turkish language should not exceed 250 words and consists of the Objective, Methods, Results and Conclusion sections. No more than 6 key words concordant with NLM MeSH vocabulary terms (available at <http://www.nlm.nih.gov>) must follow the structured abstract.

**1.3 Structured abstract** in English language written due to the above mentioned in part 1.2 rules.

**1.4 Main text includes Introduction, Methods, Results, Discussion, Study Limitations, Conclusions and References** sections. It would be useful to present Methods, Results and Discussion parts with subsections and subtitles. Main text should not exceed 5000 words and should be written in Times New Roman 12 font style. Finally, acknowledgement to persons who significantly contributed to the study or assisted in preparing article should be done appropriately. The letter note should be sent by e-mail or uploaded to the system in form of separate "Acknowledgement" WinWord file.

**1.5 Statistical analysis** should be performed in accordance with guidelines on reporting statistics in medical journals (Altman DG, Gore SM, Gardner MJ, Pocock SJ. Statistical guidelines for contributors to medical journals. Br Med J 1983; 7: 1489-93). Describe software used for analysis. For parametric tests present continuous variables as Mean±Standard Deviation, while for nonparametric tests represent data as Median and range (Minimum- Maximum) or Median and interquartile range (25th and 75th percentiles). Whenever complex analyses are used support the relative risk, odds or hazard ratios values by providing confidence intervals and p values.

**1.6 References** are numbered in order of citation in the main text and are typed on separate page in double space fashion. Personal communications, unpublished data, manuscripts under publication processing are cited in the main text in parenthesis, but not in list of references. Those abstracts that had been published more than 2 years ago are not accepted as references.

Publications in kind of abstracts are noted in parenthesis (abstr.). Authors are responsible for accuracy of references.

**Periodicals:**

Standard journal article: Abbreviations of journal titles should be done in accordance with journal abbreviations used in Index Medicus for journal abbreviations consult List of Journals indexed for MEDLINE published annually by NLM at <http://www.nlm.nih.gov/bsd/serials/ij.html>. In case of six or less authors numbers list of all authors is required. If number of authors exceeds seven, list first 6 authors followed by et al. A list of authors should be followed by the full title of the article, journal title, year, volume and page numbers.

**Example:** Muller C, Butner HJ, Peterson J, Roskomun H. A randomized comparison of diltiazem and aspirin versus diltiazem and aspirin after placement of coronary artery stents. *Circulation* 2000; 101: 590-3.

**Books:**

Chapter in a book: Sherry S. Detection of thrombi. In: Strauss HE, Pitt B, James AE, editors. *Cardiovascular Medicine*. St Louis: Mosby; 1974. p. 273-85.

Personal author(s): Cohn PEF. Silent myocardial ischemia and infarction. 3rd ed. New York: Marcel Dekker; 1993.

Editor (s), compiler(s) as author: Norman LJ, Redfern SJ, editors. *Mental health care for elderly people*. New York: Churchill Livingstone; 1996.

**Conference paper:**

Bengsson S, Sotheman BG. Enforcement of data protection, privacy and security in medical informatics. In: Lun KC, Degoulet P, Plemme TE, Rienhoff O, editors. *MEDINFO 92. Proceedings of the 7th World Congress on Medical Informatics; 1992 Sept 6-10; Geneva, Switzerland, Amsterdam*: North-Holland; 1992. P 1561-5.

**Scientific or technical report:**

Smith P, Golladay K. Payment for durable medical equipment billed during skilled nursing facility stays. Final Report, Dallas (TX) Dept. of Health and Human Services (US). Office of Evaluation and Inspections: 1994 Oct. Report No: HHSIGOE 169200860.

**Dissertation:**

Kaplan SI. Post-hospital home health care: the elderly access and utilization (dissertation). St. Louis (MO): Washington Univ. 1995.

**Article in electronic format:**

Morse SS. Factors in the emergence of infectious diseases. *Emerg Infect Dis* (serial online) 1995 Jan-Mar (cited 1995 June 5); 1(1): (24 screens). Available from: <http://www.cdc.gov/ncidod/diseases/infectious>.

**1.7. Diagrams, Tables and Figures:** The figures and pictures should not contain the names of patients, doctors or institutions. Figures and pictures should be sent to the Editor in Chief office. They should be printed in separate from main text pages and numbered in order of citation in the text. The comments for tables, diagrams and figures are explained in a separate page with brief title. The sufficiently thick lines could be used while preparing of graphics, thus preventing the losses in the quality of graphics while decreasing their size. The largest appropriate and acceptable size of graphics is 8-9 cm or 16-17 cm in width. Figures should be done professionally and no gray colors be used. Used abbreviations should be explained in alphabetic order in the footnote of the table or figure's legend. Do not use Roman numbers in the numeration of tables and figures within text and their titles. The decimal numbers in the text, tables and figures should be separated by period. Especially, the text of tables should be easily understandable and explanatory and should not repeat the data presented in the main text.

**Note:** In addition to printed version of pictures in case reports and original images published in the journal the video/movie images and additional static images are published in the journal's web site [www.anakarderc.com](http://www.anakarderc.com)

The requirements for web site video/movie and static images are:

1. Static images should be submitted in one of the following formats: JPG, GIF, TIFF, BMP
2. Video/movie images should be submitted in following formats: MPEG, VMF
3. The maximum size of the file should be no more than 2 MB
4. Video/movie images and figures/photographs should be sent without description of doctor's or patient's names, institutions and places of origin.

The originality of tables and figures should be confirmed in the accompanying letter. In case of reproduction of tables and figures from other published sources, the appropriate citation should be done and the original source either in hardcopy or electronic (\*.pdf) format along with the obtained permission for publication from Copyright owner (publisher, journal or author(s)) should be submitted to the Editor in Chief office.

The rules for title page, references, figures and tables are applicable for all types of manuscripts.

## Special Parts

**2. Reviews:** are prepared by authors or by invited authors. This manuscript should contain the evaluation, discussion, analysis and synthesis of the newest and updated knowledge on topic, intended to be used in clinic, and should define the perspectives for further research. The author should be an expert and have cited published works in the area of interest.

**2.1 Unstructured abstract** limited to 250 words is required. No more than 6 key words concordant with NLM MeSH vocabulary terms (available at <http://www.nlm.nih.gov/mesh/MBrowser.html>) must follow the unstructured abstract. Word count is limited by 5000 and references number is limited by 50.

**3. Editorials:** This type of article is a brief evaluation of published manuscripts by authority in the field of investigation other than referees of the journal. At the end of editorial usually a summary on clinical significance of the study is required.

**4. Case reports:** Interesting from diagnostic and educational point of view case reports concerning seldom, rare seen even by authorities, those one that usually diagnosed and managed with difficulties, and those cases which description is usually missing in clinical practice applications are published. Limited number of case reports is published. Articles accompanied by video/movie images have high priority for publishing. Case reports consist of introduction, case report, discussion and conclusion parts. Reference and word count numbers are limited (no more than 10 and 700 words), and no abstract is required.

**5. Scientific letter:** The articles in form of preliminary report aimed to announce the new scientific thoughts and data are accepted for publication as scientific letters. The content of the scientific letter should not contain subheadings and is limited by 900 words. The number of references is limited by 10, and number of figures and tables should not exceed 2.

**6. Letter to the Editor:** Letter to the Editor is one of the main reasons for publication of this journal. It discusses the importance of the published manuscripts, their missing and deficient sites and usually is limited by 5 references and do not exceed 500 words.

**7. Education:** Knowledge utilized in clinical applications, included in education curriculum of academic level and confirmed by recent research results should be represented.

**7.1 Unstructured abstract** limited to 250 words is required. No more than 6 key words concordant with NLM MeSH vocabulary terms (available at <http://www.nlm.nih.gov/mesh/MBrowser.html>) must follow the unstructured abstract. Word count is limited by 5000 and references number is limited by 50.

**8. Original image:** The impressive and rare images reflecting important findings based on clinical science, shedding light on fundamental mechanisms of cardiovascular diseases, emphasizing anomalies, enlightening new treatment methods are accepted for publication. Articles with accompanying video/movie images have high priority for publishing. The article including the title, text and figure legends (without references) should not exceed 250 words. Original images are prepared according with the above-mentioned rules and are published in electronic only version.

**9. Historical notes:** The articles describing important historical events in cardiology (particularly for Turkey) and relevant disciplines, revealing new information on history of disease's diagnosis and treatment. The new historical findings should be the result of a proper research work on the topic.

The content of the historical notes should not contain subheadings and is limited by 900 words. The number of references is limited by 10.

**10. Publication Ethics:** The material published in this section of the journal includes articles providing the contemporary information on publication ethics and cases of ethics misconduct. The articles are limited by 900 words and the number of references is limited by 10. You can find COPE charts on publication ethics at: [www.publicationethics.org](http://www.publicationethics.org)

Owner : Turkish Society of Cardiology  
 Address : Cobançeşme Sanayi Cad., No:11, Nispetiye, Blok No:47-48, 34196, Yenibosna, Bahçeşehir, İstanbul, TURKEY  
 Phone : +90 212 221 17 30 / +90 0212 221 17 38  
 Fax : +90 212 221 17 54  
 E-mail : [tkd@tkd.org.tr](mailto:tkd@tkd.org.tr)

Editor in Chief : Prof. Bilgin Timurralp  
 Adres : ESOGÜ Tıp Fakültesi, Merkezi Derslikler, Kat:3, No:1, 26480, Meşelik, Eskişehir, TURKEY  
 Telefon : +90 222 229 15 65 / +90 533 966 48 67  
 Faks : +90 222 229 15 85  
 E-posta : [info@anakarderc.com](mailto:info@anakarderc.com)

Publisher : AVES - İbrahim Kara  
 Address : Büyükdere cad. 106/9, 34394, Mecidiyeköy, Şişli, İstanbul, TURKEY  
 Phone : +90 212 217 17 00  
 Fax : +90 212 217 22 92  
 E-mail : [info@avesyayincilik.com](mailto:info@avesyayincilik.com)

## CONTENTS

## EDITORIAL

- Evaluation of the content of the Anatolian Journal of Cardiology by the Editor in Chief 227  
Bilgin Timuralp; Eskişehir-Turkey


## ORIGINAL INVESTIGATIONS

- The anti-inflammatory and antioxidant effects of pravastatin and nebivolol in rat aorta 229  
Seyhun Dursun, Serap Çuhadar, Mehmet Köseoğlu, Ayşenur Atay, Safiye Günden Aktaş; Balıkesir, İzmir-Turkey
- Effects of valsartan treatment on serum ghrelin level and left ventricular mass index in patients with untreated primary hypertension 234  
Coşkun Meriç, Aydoğın Aydoğdu, İlker Taşçı, Ferhat Deniz, Oben Baysan, Muhittin Serdar, Kenan Sağlam, Ömer Azal; Ankara-Turkey
- The role of endothelial nitric oxide synthase gene G894T and intron 4 VNTR polymorphisms in hemodialysis patients with vascular access thrombosis 239  
Elif Funda Şener, Ömer Naci Emiroğulları, Faruk Serhatlıoğlu, Yusuf Özkul; Kayseri-Turkey
- Beta myosin heavy chain mutations R403QLW, V606M, K615N and R663H in patients with hypertrophic cardiomyopathy 244  
Sevcan Atay, Aslı Tetik, Vildan Bozok Çetintaş, Selcen Yakar Tülüce, Kamil Tülüce, Meral Kayıkçıoğlu, Zuhal Eroğlu; İzmir-Turkey
- Association of P wave dispersion and left ventricular diastolic dysfunction in non-dipper and dipper hypertensive patients 251  
Aydın Rodi Tosu, Şerafettin Demir, Yüksel Kaya, Murat Selçuk, Serkan Akdağ, Turgay Işık, Can Baba Arın, Mahmut Özdemir, Oğuz Akkuş; Van, Adana, Kars, Balıkesir-Turkey
- Effect of left ventricular diastolic dysfunction on left atrial appendage function and thrombotic potential in nonvalvular atrial fibrillation 256  
Muhammed Bora Demirçelik, Mustafa Çetin, Hülya Çiçekcioğlu, Özgül Uçar, Mustafa Duran; Ankara, Kayseri-Turkey
- Editorial Comment: Left ventricular diastolic dysfunction: a new foe in the management of atrial fibrillation? 261  
Katsuomi Iwakura; Osaka-Japan
- The effect of long term continuous positive airway pressure treatment on systolic and diastolic function in patients with obstructive sleep apnoea syndrome: A five year observational study 265  
Ali Rıza Bilge, Veysel Yavuz, Nurullah Çetin, Onur Dalgıç, Gökmen Kum, Hikmet Yılmaz, Hakan Tıkız; Manisa-Turkey
- Editorial Comment: Can CPAP prevent myocardial damage? 272  
Dalva Poyares, Wercules Oliveira, Luciane Fujita; Sao Paulo-Brazil
- Prognostic significance of sICAM-1 and sVCAM-1 molecules for cardiac surgery in pediatric patients with pulmonary hypertension 274  
Ayşe Yıldırım, Füsün Güzelmeriç, C. Naci Öner, Aysu Türkmen Karaağaç, Ahmet Şaşmazel, Hasan Erdem, Osman Özdemir, Ayşe Baysal; İstanbul-Turkey
- Evaluation of left atrial functions in children with chronic renal failure 280  
Savaş Demirpençe, Barış Güven, Timur Meşe, Erkin Serdaroğlu, Murat Muhtar Yılmaz, Esin Firuzan, Vedide Tavlı; İzmir, Diyarbakır-Turkey
- Diagnostic accuracy of Doppler ultrasonography for assessment of internal thoracic artery graft patency 286  
Kerem Yay, Emre Boşan, Ertekin Utku Ünal, Ferit Çiçekcioğlu, Muharrem Tola, Sabit Kocabeyoğlu, Veysel Başar, Fehmi Katırcıoğlu; Ankara-Turkey

## SCIENTIFIC LETTERS

- Vena cava thrombosis in Behçet's disease 292  
Amira Hamzaoui, Jaziri Fatıma, Ben Salem Thouraya, Smiti Khanfir Monia, Ben Ghorbel Imed, Lamloun Mounir, Houman Mohamed Habib; Tunis-Tunis
- Acute beneficial effects of smoking cessation on coronary flow reserve: a pilot study 294  
Leyla Pur Özyiğit, Tolga Özyiğit, Nihat Polat, Ahmet Gürdal, Arif Oğuzhan Çimen, Erdem Kaşıkçıoğlu, Çağlar Çuhadaroğlu, Hüseyin Oflaz, Zeki Kılıçaslan; İstanbul-Turkey

## CASE REPORTS

- Transcatheter aortic valve implantation with the CoreValve for the treatment of rheumatic aortic stenosis 296  
Mehmet Bilge, Ayşe Saatçı Yaşar, Recai Alemdar, Sina Ali; Ankara-Turkey 

**CONTENTS**

- ▶ A case of unusual looking prosthetic mitral valve thrombosis treated with low dose slow infusion tPA  297  
Nermin Bayar, Şakir Arslan, Erkan Köklü, Görkem Kuş; Antalya-Turkey
- ▶ Misleading aspect of left atrial appendage membrane: an incidental echocardiographic finding  299  
Fardideh Roshanali, Bahieh Moradi, Mehrnoosh Minooei; Tehran-Iran
- ▶ Acute thrombosis of the left internal mammary artery graft 14 years after coronary bypass surgery  301  
Şükrü Akyüz, Tuğba Kemaloğlu Öz, Nihat Özer; İstanbul-Turkey
- DIAGNOSTIC PUZZLE**
- ▶ Left atrial compression  303  
Lütfü Bekar; Çorum-Turkey
- LETTERS TO THE EDITOR**
- ▶ GGT as predictor of coronary collateral development in chronic coronary total occlusion 304  
Bahadır Şarlı, Ahmet Oğuz Bakır; Kayseri-Turkey
- ▶ Infective endocarditis in Turkey: changing trends in epidemiology 305  
Esra Gücük İpek, Yeşim Güray, Ümit Güray; Ankara-Turkey
- ▶ Elevated mean pulmonary artery pressure in patients with mild-to-moderate mitral stenosis: a useful predictor of worsening renal functions? 306  
Yavuzer Koza, Ziya Şimşek, Muhammed Hakan Taş; Erzurum-Turkey
- ▶ Aggregation of lipoprotein(a) to apolipoprotein A-I and coronary artery problem 307  
Beuy Joob, Viroj Wiwanitkit; Bangkok-Thailand; Nis-Serbia
- ▶ The relationship between mean platelet volume and high on-treatment platelet reactivity 308  
Ercan Varol, Mehmet Özaydın; Isparta-Turkey
- ▶ Factors influencing the use of ambulance among patients with acute coronary syndrome: results of two centers in Turkey 309  
İlhami Ünlüoğlu, Hamdi Kaba; Eskişehir-Turkey
- ▶ Radiation safety awareness and practice among Iranian cardiology and radiology residents/fellows 310  
Hossein Aerab-Sheibani, Morteza Safi, Mohammad Hassan Namazi, Hossein Vakili, Habibollah Saadat; Tehran-Iran
- ▶ Monocuspidalisation of the mitral valve can be a solution for ischemic mitral regurgitation 311  
Fuat Büyükbayrak, Taylan Adademir, Cihangir Kaymaz, Mete Alp; İstanbul-Turkey
- DIAGNOSTIC PUZZLE - Answer**
- ▶ Left atrial compression 312  
Lütfü Bekar; Çorum-Turkey
- ALMANAC**
- ▶ Almanac 2013: heart failure 313  
Andrew L. Clark; Cottingham-UK
- MISCELLANEOUS**
- ▶ Progress of ISSS in Turkey from 2007 to 2010: on the eve of the 2014 event 319  
Gulmira Kudaiberdieva, Galen Wagner, Ljuba Bacharova, Bilgin Timuralp, Mustafa Inan; Adana-Turkey
- E-PAGE ORIGINAL IMAGES**
- ▶ Partial detachment of the mitral valvular ring: importance of three-dimensional transesophageal echocardiography  E-7  
Mehmet Ertürk, Hale Ünal Aksu, İbrahim Faruk Aktürk; İstanbul-Turkey
- ▶ An excellent collateralization between left internal mammary artery to left external iliac artery  E-7  
Barçın Özçem, Kamil Gülşen, Levent Cerit; Nicosia-Northern Cyprus