

Baş Editör / Editor-in-Chief
Bilgin Timuralp

Editör / Editor
Gulmira Kudaiberdieva

Bu Sayının Yayın Danışmanları
Advisory Board of This Issue

Mehmet Ali Ağırbaşı
Mahmut Akpek
Hatem Arı
Uğur Arslan
Fereidoun Azizi
Sibel Oğuzkan Balcı
Idriz Balla
Memduh Baş
Özcan Başaran
Yafim Brodov
Serkan Çay
Ataç Çelik
Selda Demirtaş
Onur Sinan Deveci
Linda Dewanti
Mustafa Duran
Aydın Ece
Gül Ergör
Tatjana Fleck
Gabriele Fragasso
Frazier E. Fyke
David C. Gaze
Ümit Giray
Mustafa Gür
Ozan Gürsoy
Cemil İzgi
Ejder Kardeşoğlu
Hakan Kaya
Mehmet Güngör Kaya
Mustafa Kayan
Alper Kepez
Teoman Kılıç
Byung Jin Kim
Sinan Altan Kocaman
Zehra Pınar Koç
Michaela Kozakova
Samuel Levy
Simten Malhan
Francesca Marchegiani
Pascal Meier
Swetha Naik
Nilgün Işıksalan Özbülbül
Hakan Paydak
Yusuf Sezen
Cihan Şengül
Demet Tekin
Yasin Türker
Kenichi Watanabe

Özgün Araştırmalar / Original Investigations

Bosentan ameliorates the expression of fibrotic related growth factors in diabetic mice
Bosentan diyabetik farelerde fibrozis ile ilgili büyüme faktörlerinin salınımını iyileştirir
Bo Yang et al.; Beijing-China

Clinical biomarkers of HDL-C dysfunction among middle-aged Turks
Orta yaşlı Türklere HDL-K disfonksiyonunun klinik belirteçleri
Altan Onat et al.; İstanbul, Ankara-Turkey

Coronary artery ectasia is associated with atrial electrical and mechanical dysfunction
Koroner arter ektazisi atriyumun elektriksel ve mekanik işlev bozukluğu ile ilişkilidir
Serkan Öztürk et al.; Bolu-Turkey

Editorial Comment: Coronary artery ectasia and atrial electrical and mechanical dysfunction
Editöryel Yorum: Koroner arter ektazisi ve atriyumun elektriksel ve mekanik işlev bozukluğu
Usama Boles; London-England-The UK

Prevalence and clinical features of atrial fibrillation in diabetic neuropathy
Diyabetik nöropatide atriyal fibrilasyonun prevalansı ve klinik özellikleri
İdil Gökçen Koçağra Yağız et al.; İzmir-Turkey

Gamma-glutamyl transferase level is associated with absence of coronary collateral vessels
Gamma-glutamyl transferase düzeyi koroner kollateral damar yokluğu ile ilişkilidir
Mustafa Duran et al.; Kayseri, Elazığ, Ankara-Turkey

Cardiac troponin-T and right ventricular Tei index in patients with pulmonary embolism
Pulmoner embolili hastalarda sağ ventrikül Tei indeksi ve kardiyak troponin-T
Savaş Özsu et al.; Trabzon-Turkey

Editorial Comment: Right ventricular functions in pulmonary embolism
Editöryel Yorum: Pulmoner embolide sağ ventrikül fonksiyonları
Sait Demirkol et al.; Ankara-Turkey

Cardiac responses to long duration and high magnitude +Gz exposure in pilots
Pilotlarda uzun süreli ve yüksek +Gz'ye maruz kalışta kalbin verdiği yanıtlar
Cengiz Öztürk et al.; Eskişehir-Turkey

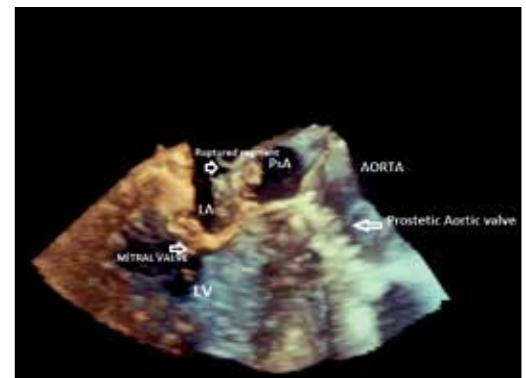
Editorial Comment: Long-term high +Gz effects on cardiac functions in pilots
Editöryel Yorum: Pilotlarda uzun süreli yüksek +Gz'nin kardiyak fonksiyonlara etkisi
Mehmet Gül et al.; İstanbul, Amasya-Turkey

Derlemeler / Reviews

Drug eluting stents: Current status and new developments
İlaç kaplı stentler: Şimdiki durum ve yeni gelişmeler
Gökhan Ertaş et al.; İstanbul-Turkey, Rotterdam-The Netherlands

Brain derived neurotrophic factor (BDNF) in cardiometabolic physiology and diseases
Kardiyometabolik fizyoloji ve hastalıklarda beyin kaynaklı nörotrofik faktör (BDNF)
İlker Taşçı et al.; Ankara-Turkey

Sayfa/Page: E41-E42



Baş Editör / Editor-in-Chief
Bilgin Timuralp, Eskişehir, Türkiye**Editör / Editor****Gulmira Kudaiberdieva, Bishkek, Kyrgyzstan****Baş Editör Yardımcıları / Associate Editors****Necmi Ata, Eskişehir, Türkiye**
Mehmet Bilge, Ankara, Türkiye
Sanem Nalbantgil, İzmir, Türkiye**Kurtuluş Özdemir, Konya, Türkiye**
İnan Soydan, İzmir, Türkiye
Ahmet Ünalır, Eskişehir, Türkiye**Mehdi Zoghi, İzmir, Türkiye****Bölüm Editörleri / Section Editors****Hipertansiyon / Hypertension**
Alparslan Birdane, Eskişehir, Türkiye**Metabolik Sendrom / Metabolic Syndrome**
Sadi Güleç, Ankara, Türkiye**Pediyatrik Kardiyoloji / Pediatric Cardiology**
Ercan Tutar, Ankara, Türkiye**Kalp Yetersizliği / Heart Failure**
Yüksel Çavuşoğlu, Eskişehir, Türkiye**İnvaziv Kardiyoloji / Invasive Cardiology**
Yılmaz Nişancı, İstanbul, Türkiye**Kardiyovasküler Cerrahi / Cardiovascular Surgery**
Ahmet Tulga Ulus, Ankara, Türkiye**Ekokardiyografi / Echocardiography**
Berrin Umman, İstanbul, Türkiye**Baş Editör Danışmanı / Editor-in-Chief Consultant****Suna Kırac, Denizli, Türkiye****Biyoistatistik Baş Danışmanı / Senior Consultant in Biostatistics****Kazım Özdamar, Eskişehir, Türkiye****Biyoistatistik Danışmanları / Consultants in Biostatistics****Canan Baydemir, Eskişehir, Türkiye****İlker Ünal, İzmir, Türkiye****Uluslararası Yayın Kurulu / International Editorial Board****Adnan Abacı, Ankara, Türkiye**
Kamil Adalet, İstanbul, Türkiye
Ramazan Akdemir, Ankara, Türkiye
Levent Akyürek, Göteborg, Sweden
Tayfun Aybek, Ankara, Türkiye
Mehmet Ateş, İzmir, Türkiye
Saide Aytekin, İstanbul, Türkiye
Vedat Aytekin, İstanbul, Türkiye
Ljuba Bacharova, Bratislava, Slovak Republic
Luigi P. Badano, Udine, Italy
Gani Bajraktari, Prishtina, Kosovo
Işık Başar, İstanbul, Türkiye
George A. Beller, Charlottesville Va, Usa
Ahmet Birand, İstanbul, Türkiye
Dirk L. Brutsaert, Antwerp, Belgium
Gerald David Buckberg, Los Angeles, Ca, Usa
Cahid Civelek, St. Louis, Mo, Usa
Ubeydullah Deligönül, Tyler Tx, Usa
Ufuk Demirkılıç, Ankara, Türkiye
Ertan Demirtaş, Ankara, Türkiye
Ali Emin Denктаş, Houston, Tx, Usa
Polychronis Dilaveris, Athens, Greece
Fırat Duru, Zurich, Switzerland
Rasim Enar, İstanbul, Türkiye
Oktay Eray, Antalya, Türkiye
Ertuğrul Ercan, İzmir, Türkiye**Okan Erdoğan, İstanbul, Türkiye**
Ali Ergin, Kayseri, Türkiye
Çetin Erol, Ankara, Türkiye
Ali Serdar Fak, İstanbul, Türkiye
Roberto Ferrari, Ferrara, Italy
Ali Gholamrezaezhad, Tahrán, İran
Hasan Gök, Konya, Türkiye
Bülent Görenek, Eskişehir, Türkiye
Sema Güneri, İzmir, Türkiye
Deniz Güzelsoy, İstanbul, Türkiye
Masayasu Hiraoka, Tokyo, Japan
Coşkun İkizler, Ankara, Türkiye
Barış İlerigelen, İstanbul, Türkiye
Gökhan İpek, İstanbul, Türkiye
Erkan Iriz, Ankara, Türkiye
Diwakar Jain, Philadelphia, Usa
Charles Jazra, Bawchrieh, Lebanon
Göksel Kahraman, Kocaeli, Türkiye
Mehmet Kaplan, İstanbul, Türkiye
Sezer Karcier, İstanbul, Türkiye
Erdem Kaşıkçıoğlu, İstanbul, Türkiye
Cihangir Kaymaz, İstanbul, Türkiye
Sırrı Kes, Ankara, Türkiye
Mustafa Kılıç, Denizli, Türkiye
Serdar Kula, Ankara, Türkiye
Serdar Küçüköğlü, İstanbul, Türkiye**Hakan Kültürsay, İzmir, Türkiye**
Samuel Levy, Marseille, France
Jason M. Lazar, New York, Usa
Peter Macfarlane, Renfrewshire, Scotland
Robert W. Mahley, San Francisco, Ca, Usa
G.B. John Mancini, Vancouver Bc, Canada
Matti Mänttari, Helsinki, Finland
Barry J. Maron, Minnesota, Usa
Franz H. Messerli, New York, Usa
Haldun Müderrisoğlu, Ankara, Türkiye
İstemi Nalbantgil, İzmir, Türkiye
Navin C. Nanda, Birmingham, Al, Usa
Altan Onat, İstanbul, Türkiye
Hakan Oral, Ann Arbor Mi, Usa
M. Remzi Önder, İzmir, Türkiye
Zeki Öngen, İstanbul, Türkiye
Necla Özer, Ankara, Türkiye
Mehmet Bülent Özün, Ankara, Türkiye
Mehmet Özkan, İstanbul, Türkiye
Süheyla Özkutlu, Ankara, Türkiye
Azmi Özler, İstanbul, Türkiye
Ahmet Fatih Özyazıcıoğlu, Bursa, Türkiye
Sotirios N. Prapas, Athens, Greece
Vedat Sansoy, İstanbul, Türkiye
Muhammed Sanc, New Jersey, Usa
Murat Sezer, İstanbul, Türkiye**Mark V. Sherrid, New York, Usa**
Horst Sievert, Frankfurt, Germany
İlke Sipahi, Cleveland, Usa
Hulki Meltem Sönmez, Aydın, Türkiye
Richard Sutton, London, Uk
Ahmet Şaşmazel, İstanbul, Türkiye
Zeynep Tartan, İstanbul, Türkiye
Oğuz Taşdemir, Ankara, Türkiye
Ahmet Temizhan, Ankara, Türkiye
S. Lale Tokgözoğlu, Ankara, Türkiye
Oktay Tutarel, Hannover, Germany
Murat Tuzcu, Cleveland Oh, Usa
Volkan Tuzcu, Arkansas, Usa
Sabahattin Umman, İstanbul, Türkiye
Dilek Ural, Kocaeli, Türkiye
Marc A. Vos, Utrecht, Nl
Kerem Vural, Ankara, Türkiye
Galen Wagner, Durham, Nc, Usa
Hein Wellens, Maastricht, Nl
Nuran Yazıcıoğlu, İstanbul, Türkiye
Murat Yeşil, İzmir, Türkiye
Remzi Yılmaz, Şanlıurfa, Türkiye
Kiyoshi Yoshida, Okayama, Japan
Mehmet Yokuşoğlu, Ankara, Türkiye
Jose L. Zamorano, Madrid, Spain**Yayıncı / Publisher**

İmtiyaz Sahibi ve Sorumlu Yazı İşleri Müdürü:

İbrahim Kara

Adres: Kızılelma cad. 5/3 34096 Fındıkzade-İstanbul

Tel: 0212 589 00 53 Fax: 0212 589 00 94

E-posta: info@avesyayincilik.com

Baskı: ADA Ofset Matbaacılık Tic. Ltd. Şti. 0212 567 12 42

Basım Tarihi: Aralık 2012

Yazı İşleri (Eskişehir)

Baş Editör Ofis Asistanı: Betül Tuntaş

Yazışma Adresi: Kızılelma cad.

5/3 34096 Fındıkzade-İstanbul

Telefon: 0222 229 15 65 - 0533 966 48 67

Faks: 0222 229 15 85

E-posta: info@anakarder.com - btimur@ogu.edu.tr

Yayın Türü: Yerel Süreli Yayın

ISSN 1302-8723



Anadolu Kardiyoloji Dergisi Eskişehir Osmangazi Üniversitesi (ESOGU) tarafından kısmen desteklenmektedir.

The Anatolian Journal of Cardiology is partly supported by University of Eskişehir Osmangazi (ESOGU).

ESKİŞEHİR OSMANGAZI ÜNİVERSİTESİ

MEŞELİK KAMPÜSÜ 26480 ESKİŞEHİR

Tel: +90 222 239 71 48

Faks: +90 222 239 54 00

AMAÇ VE KAPSAM

Anadolu Kardiyoloji Dergisi kardiyoloji konulu, yayın dili hem Türkçe hem İngilizce olan, bağımsız ve önyargısız çift-kör hakemlik (peer-review) ilkelerine dayanan uluslararası, periyodik bir dergidir. Anadolu Kardiyoloji Dergisi Şubat, Mart, Mayıs, Haziran, Ağustos, Eylül, Kasım ve Aralık aylarında olmak üzere yılda 8 sayı olarak yayınlanır.

Anadolu Kardiyoloji Dergisi'nin hedefi uluslararası düzeyde nitelikli, sürekli ve kardiyoloji konusunda özgün bir periyodik olarak klinik ve bilimsel açıdan en üst düzeyde orijinal araştırmaları yayınlamaktır. Bununla birlikte eğitim ile ilgili temel yenilikleri kapsayan derlemeler, editöryel kısa yazılar, olgu sunumları, orijinal görüntüler ve geniş kardiyoloji kesimlerinin konular hakkındaki deneyimlerini ve eleştirilerini içeren mektuplar ve sosyal kardiyoloji konulu yazılar yayınlamaktır.

Derginin hedef kitlesi kardiyoloji, çocuk kardiyoloji, kardiyovasküler cerrahi ve iç hastalıkları uzmanları, pratisyen hekimler ve tüm ilgili branşlardaki uzmanlardır.

Derginin editöryel ve yayın işleyişi ICMJE, COPE ve HEART Grubu standartları çerçevesinde yürütülmektedir.

Telif Hakkı, Çıkar Çatışma Bildirimi ve Yazar Katkı formları www.anakarder.com adresimizde mevcuttur.

Anadolu Kardiyoloji Dergisi; Science Citation Index Expanded, Journal Citation Reports, Index Medicus/Medline/PubMed, EMBASE, Scopus, CINAHL, Gale/Cengage Learning, EBSCO, DOAJ, ProQuest, Index Copernicus ve Tübitak/Ulakbim Türk Tıp Dizini tarafından indekslenmektedir.

Anadolu Kardiyoloji Dergisi'nin gelirleri abone ücretleri ve ticari firmalardan sağlanan reklamlardan oluşmaktadır.

Abone İşlemleri

Derginin tüm sayılarının tam metinlerine ücretsiz olarak www.anakarder.com adresinden ulaşılabilir. Basılı dergiye abone olmak isteyen kişiler web sayfasındaki abone formunu doldurmalı ve Yayinevine başvurmalıdır.

Yayinevi : AVES-İbrahim Kara
Adres : Kızılelma cad. 5/3 34096
Fındıkzade-İstanbul
Tel. : 0212 589 00 53
Faks : 0212 589 00 94
Web sayfası : www.avesyayincilik.com
E-posta : info@avesyayincilik.com

Baskı İzinleri ve Tekrar Baskılar

Baskı izni ve Tekrar Baskılar için başvurular Yayinevi'ne yapılmalıdır.

Yayinevi : AVES-İbrahim Kara
Adres : Kızılelma Cad. 5/3 34096 Fındıkzade-İstanbul
Telefon: : +90 212 589 00 53
Faks : +90 212 589 00 94
Web sayfası : www.avesyayincilik.com
E-posta: : info@avesyayincilik.com

Reklam

Reklam ile ilgili başvurular Yayinevine yapılmalıdır.

Yayinevi : AVES-İbrahim Kara
Adres : Kızılelma cad. 5/3 34096
Fındıkzade-İstanbul
Tel. : 0212 589 00 53
Faks : 0212 589 00 94
Web sayfası : www.avesyayincilik.com
E-posta : info@avesyayincilik.com

Yazarlara Bilgi

Yazarlara Bilgi dergi sayfalarında ve www.anakarder.com web sayfasında yayınlanmaktadır.

Materyal Sorumluluk Reddi

Anadolu Kardiyoloji Dergisi'nde yayınlanan tüm yazılarda görüş ve raporlar yazar(lar)ın görüşüdür ve Editör, editöryel kurul ya da yayıncının görüşü değildir; Editör, editöryel kurul ve yayıncı bu yazılar için herhangi bir sorumluluk kabul etmemektedir.

Dergimizde asitsiz kağıt kullanılmaktadır.

AIMS AND SCOPE

The Anatolian Journal of Cardiology is the double-blind peer-reviewed, published in Turkish and English languages international periodical on cardiology. The Anatolian Journal of Cardiology is published 8 times per year (February, March, May, June, August, September, November and December).

The aim of the Anatolian Journal of Cardiology is to publish research articles on original issues of cardiology of the highest clinical and scientific quality at the international level. Along with this, it publishes reviews covering fundamental innovations and dealing with education, short editorial articles, original case reports and images, letters on experience relevant to broad cardiology issues and critiques, as well as issues on social cardiology.

The journal's audience includes cardiologists, pediatric cardiologists, cardiovascular surgeons, internal medicine specialists, practitioners and specialists of all relevant disciplines.

The journal's editorial and publishing process is adherent to standards of ICMJE, COPE, and HEART Group.

Copyright Transfer, Conflict of Interest Declaration and Authorship Contributions forms are available at www.anakarder.com.

The Anatolian Journal of Cardiology is indexed in Science Citation Index Expanded, Journal Citation Reports, Index Medicus/Medline/PubMed, EMBASE, Scopus, CINAHL, Gale/Cengage Learning, EBSCO, DOAJ, ProQuest, Index Copernicus and Tübitak/Ulakbim Turkish Medical Database.

The funding sources of the journal are advertising and subscription.

Subscription information

The access to all full-text issues of the journal is free at www.anakarder.com. To subscribe to the print issues of the journal please fill the subscription form at www.anakarder.com and contact the Publisher.

Publisher : AVES-İbrahim Kara
Address : Kızılelma cad. 5/3 34096
Fındıkzade-İstanbul
Phone : +90 212 589 00 53
Fax : +90 212 589 00 94
Web page : www.avesyayincilik.com
E-mail : info@avesyayincilik.com

Permissions and Reprints

Permissions for reproduction of materials published and Reprints in the Anatolian Journal of Cardiology should be requested at Publisher:

Publisher : AVES-İbrahim Kara
Address : Kızılelma Cad. 5/3 34096 Fındıkzade-İstanbul-Turkey
Phone : +90 212 589 00 53
Fax : +90 212 589 00 94
Web page : www.avesyayincilik.com
E-mail : info@avesyayincilik.com

Advertising

For requests concerning advertising, please contact Publisher.

Publisher : AVES-İbrahim Kara
Address : Kızılelma cad. 5/3 34096
Fındıkzade-İstanbul
Phone : +90 212 589 00 53
Fax : +90 212 589 00 94
Web page : www.avesyayincilik.com
E-mail : info@avesyayincilik.com

Instructions for authors

Instructions for authors are published in the journal pages and could be accessed at the web site of the journal - www.anakarder.com

Material Disclaimer

Statements or opinions expressed in the manuscripts published in the Anatolian Journal of Cardiology reflect the views of the author(s) and not the opinions of the editors, the editorial board and the publisher; the editors, the editorial board and the publisher disclaim any responsibility or liability for such materials.

The journal is printed on an acid-free paper.

INSTRUCTIONS TO AUTHORS

Editor-in-Chief: Professor Dr. Bilgin TIMURALP
Address of Correspondence: Anadolu Kardiyoloji Dergisi
Kızılay Cad. 5/3 34096 Fındıkzade-Istanbul / Turkey
Phone : +90 222 229 15 65 - +90 533 966 48 67
Fax : +90 222 229 15 85
Web page: www.anakardder.com
E-mail: btimur@ogu.edu.tr - info@anakardder.com

The Anatolian Journal of Cardiology, being a double-blind peer-reviewed journal, publishes all articles on clinical cardiology with clear clinical relevance including experimental, fundamental and original clinical studies, postgraduate education on cardiology, investigations concerning especially Turkish public health, case reports, relevant letters with questions, answers and contributions, history of cardiology, publication and research ethics, as well as letters on expected, applied and changed relations between State institutions and physicians, works and developments of Turkish and World Societies of Cardiology. The referee's board that advises the selection of papers for publication by Editor consists of the elected advisory experts of the journal and is selected from independent national and international experts in the relevant field. The Anatolian Journal of Cardiology is published 8 times per year, including February, March, May, June, August, September, November and December.

Proper use of Turkish language is of special importance. Turkish Language Institution dictionary and orthography guide together with dictionary of cardiology terms published by Turkish Society of Cardiology should be taken as basic for literary language. Papers written in English language are particularly supported and encouraged.

An approval of research protocols by Ethics Committee in accordance with international agreements (Helsinki Declaration of 1975, revised 2008 - available at <http://www.wma.net/en/30publications/10policies/b3/index.html>), "Guide for the care and use of laboratory animals - www.nap.edu/catalog/5140.html" is required for experimental, clinical and drug studies.

The submission of a written document with institutional approval of Ethics Committee or equivalent confirming the research protocol, even some case reports, are performed in frame of general ethical rules, is mandatory.

The signed statement of scientific contributions and responsibilities of all authors and statement on absence of conflict of interests are required. (ICMJE Form for Disclosure of Potential Conflicts of Interest and Authorship Contributions form is available at www.anakardder.com). The journal's policy on publication and research ethics is in compliance with ICMJE, COPE and HEART Group rules.

The authors should acknowledge and provide information on grants, contracts or other financial support of the study provided by any foundations and institutions or firms.

The priority in acceptance of manuscripts for publication is given to original research manuscripts and reviews of high scientific and academic quality, in addition limited number of case reports and original images and other types of manuscripts are accepted for publication.

Statements and suggestions published in manuscripts are under the authors responsibility and do not reflect opinions of editors and their associates.

Manuscripts are considered for review only in cases if they have not been published previously elsewhere or are not currently under consideration in other journals. Only those data presented at scientific meetings (notification of scientific conference of session is required) in form of preliminary results - abstracts that does not exceed 200 words - could be accepted for consideration.

The retraction requests of manuscripts, being under consideration and close to the final decision, without reasonable explanation will result in "reject" decision.

The authors of the paper accepted for publication in AJC should be in consent of that editors could make corrections without changing the presented data or the basic meaning of the text of the manuscript written either in Turkish or English languages.

To be accepted for publication, it is required that manuscripts should be original and of high scientific and academic quality, with probability of being cited.

General Guidelines

Manuscripts and accompanying letters should be submitted to the Editor-in-Chief office through on-line manuscript submission system www.anadolukardiyologderg.com; you may find information at www.anakardder.com

Rejected manuscripts, except artwork usually are not returned. All manuscripts are reviewed by editor, editor's consultant, associate editors, statistical consultants and at least three experts/referees. Proposal of names of three independent referees, who are unaware of the study and had no relationship with authors or author's institutions, but are experts in the field of the study, by first author is important for the journal.

In case of previous submission of manuscripts for consideration to other journals, submission of manuscripts together with referee's reports is mandatory and will facilitate the consideration.

Before sending manuscript for review to referees editor checks the adherence of the manuscript's format to general guidelines. The spelling and grammar errors are required to be corrected before submission of manuscript. The revised versions of manuscripts should include incorporated revisions highlighted. Manuscripts that do not comply with Instructions to Authors will not undergo peer-review.

Authors are required to submit the revision within 24 days, and the referee's evaluation period is limited by 21 days.

Manuscripts format should be in accordance with Uniform Requirements for Manuscripts Submitted to Biomedical Journals: Writing and Editing for Biomedical Publication (available at <http://www.icmje.org/>).

The filled authorship contributions form must be submitted along with manuscript. The journal's rules on authorship contributions are in compliance with CSE (<http://www.councilscienceeditors.org/4a/pages/index.cfm?pageid=3376>) and ICMJE (http://www.icmje.org/ethical_1author.html) recommendations.

Starting from June 2012, in order to be considered for review, it is obligatory for the case reports and original images submitted to the Anatolian Journal of Cardiology that

the first authors must subscribe to the journal for at least one year. This obligation is needed to begin the review process and does not provide any priority in acceptance or publication procedures. The manuscript of the subscriber author is reviewed according to the instructions and principles defined under the related titles, General Guidelines and Special Parts. One-year subscription price is 120 TL and it is necessary to contact with publication house: AVES- +90 212 588 00 53 - info@avesyayincilik.com

Original Investigations and Reviews should be presented according to the guidelines: randomized study - CONSORT, observational study - STROBE, study on diagnostic accuracy - STARD, systematic reviews and meta-analysis PRISMA, animal experimental studies - ARRIVE, nonrandomized behavioural and public health intervention studies - TREND.

Research Articles

1. Original research articles: Manuscript should not exceed 5000 words and should be accompanied by necessary number of tables and figures. Fifty references seem to be enough for confidence.

1.1 Title page is the first page of the manuscript, which should be uploaded as separate Word file and include: full names of authors with their last academic degrees and manuscript title consisted of no more than 50 characters. These should be followed by complete descriptions of the department, institutions and city, country where the work was done. If the study was performed at different institutions it should be noted by symbols. Full address for correspondence contains full name of the first author or responsible authors, postal and e-mail addresses, phone and fax numbers. If manuscripts content has been presented before, time and place of the conference should be denoted.

1.2 Structured abstract in Turkish language should not exceed 250 words and consists of the Objective, Methods, Results and Conclusion sections. No more than 6 keywords concordant with NLM MeSH vocabulary terms (available at <http://www.nlm.nih.gov/mesh/MBrowser.html>) must follow the structured abstract.

1.3 Structured abstract in English language written due to the above mentioned in part 1.2 rules.

1.4 Main text includes Introduction, Methods, Results, Discussion, Study Limitations, Conclusions and References sections. It would be useful to present Methods, Results and Discussion parts with subsections and subtitles. Main text should not exceed 5000 words and should be written in Times New Roman 12 font style. Finally, acknowledgement to persons who significantly contributed to the study or assisted in preparing article should be done appropriately. The latter note should be sent by e-mail or uploaded to the system in form of separate "Acknowledgement" Word file.

1.5 Statistical analysis should be performed in accordance with guidelines on reporting statistics in medical journals (Altman DG, Gore SM, Gardner MJ, Pocock SJ. Statistical guidelines for contributors to medical journals. *Br Med J* 1993; 7; 1489-93). Describe software used for analysis. For parametric tests represent continuous variables as Means±Standard Deviation, while for nonparametric tests represent data as Median and range (Minimum- Maximum) or Median and interquartile range (25th and 75th percentiles). Whenever complex analyses are used support the relative risk, odds or hazard ratios values by providing confidence intervals and p values.

1.6 References are numbered in order of citation in the main text and are typed on separate page in double space fashion. Personal communications, unpublished data, manuscripts under publication processing are cited in the main text in parenthesis, but not in list of references. Those abstracts that had been published more than 2 years ago are not accepted as references.

Publications in kind of abstracts are noted in parenthesis (abstr.). Authors are responsible for accuracy of references.

Periodicals:

Standard journal article: Abbreviations of journal titles should be done in accordance with journal abbreviations used in Index Medicus (for journal abbreviations consult List of Journals indexed for MEDLINE published annually by NLM at <http://www.nlm.nih.gov/bsd/serials/jl.html>). In case of six or less authors numbers list of all authors is required. If number of authors exceeds seven, list first 6 authors followed by et al. A list of authors should be followed by the full title of the article, journal title, year, volume and page numbers.

Example: Muller C, Buttner HJ, Peterson J, Roskomin H. A randomized comparison of clopidogrel and aspirin versus tiopidine and aspirin after placement of coronary artery stents. *Circulation* 2000; 101: 590-3.

Books:

Chapter in a book: Sherry S. Detection of thrombi. In: Strauss HE, Pitt B, James AE, editors. *Cardiovascular Medicine*. St Louis: Mosby; 1974. p. 273-85.

Personal author(s): Cohn PF. Silent myocardial ischemia and infarction. 3rd ed. New York: Marcel Dekker; 1993.

Editor (s), compiler(s) as author: Norman LJ, Redfern SJ, editors. *Mental health care for elderly people*. New York: Churchill Livingstone; 1996.

Conference paper:

Bengniss S, Sotheman BG. Enforcement of data protection, privacy and security in medical informatics. In: Lun K, Dequett P, Plemme TE, Riehoff O, editors. *MEDINFO 92. Proceedings of the 7th World Congress on Medical Informatics*; 1992 Sept 6-10; Geneva, Switzerland. Amsterdam: North-Holland; 1992. P. 1561-5.

Scientific or technical report:

Smith P, Golladay K. Payment for durable medical equipment billed during skilled nursing facility stays. Final report. Dallas (TX) Dept. of Health and Human Services (US). Office of Evaluation and Inspections: 1994 Oct. Report No: HHSIGDE 169200860.

Dissertation:

Kaplan SI. Post-hospital home health care: the elderly access and utilization (dissertation). St. Louis (MO): Washington Univ. 1995.

Article in electronic format:

Morse SS. Factors in the emergence of infectious diseases. *Emerg Infect Dis* (serial online) 1995. Jan-Mar [cited 1996 June 5]; 1(1): (24 screens). Available from: <http://www.cdc.gov/ncidod/EID/cid.htm>.

1.7. Diagrams, Tables and Figures: The figures and pictures should not contain the names of patients, doctors or institutions. Figures and pictures should be sent to the Editor-in-Chief office. They should be printed in separate from main text pages and

numbered in order of citation in the text. The comments for tables, diagrams and figures are explained in a separate page with brief title. The sufficiently thick lines could be used while preparing graphics, thus preventing the losses in the quality of graphics while decreasing their size. The largest appropriate and acceptable size of graphics is 8-9 cm or 16-17 cm in width. Figures should be done professionally and no gray colors be used. Used abbreviations should be explained in alphabetic order in the footnote of the table or figure's legend. Do not use Roman numbers in the numeration of tables and figures within text and their titles. The decimal numbers in the text, tables and figures should be separated by period. Especially, the text of tables should be easily understandable and explanatory and should not repeat the data presented in the main text. The pictures/art works in black and white, grey colors are published without additional costs for authors. The color pictures/art work will be published at additional costs - please contact the Editor-in-Chief office and AVES publishing house.

Note: In addition to printed version of pictures in case reports and original images published in the journal the video/movie images and additional static images are published in the journal's web site www.anakardder.com

The requirements for web site video/movie and static images are:
1. Static images should be submitted in one of the following formats: JPG, GIF, TIFF, BMP
2. Video/movie images should be submitted in the following formats: MPEG, WMV
3. The maximum size of the file should be no more than 2 MB
4. Video/movie images and figures/photographs should be sent without description of doctor's or patient's names, institutions and places of origin.

The originality of tables and figures should be confirmed in the accompanying letter. In case of reproduction of tables and figures from other published sources, the appropriate citation should be done and the original source either in hardcopy or electronic (*.pdf) format along with the obtained permission for publication from Copyright owner (publisher, journal or author(s)) should be submitted to the Editor-in-Chief office.

The rules for title page, references, figures and tables are applicable for all types of manuscripts.

Special Parts

2. Reviews: are prepared by authors or by invited authors. This manuscript should contain the evaluation, discussion, analysis and synthesis of the newest and updated knowledge on topic, intended to be used in clinic, and should define the perspectives for further research. The author should be an expert and have cited published works in the area of interest.

2.1 Unstructured abstract limited to 250 words is required. No more than 6 keywords concordant with NLM MeSH vocabulary terms (available at <http://www.nlm.nih.gov/mesh/MBrowser.html>) must follow the unstructured abstract. Word count is limited by 500 and references number is limited by 50.

3. Editorials: This type of article is a brief evaluation of published manuscripts by authority in the field of investigation other than referees of the journal. At the end of editorial usually a summary on clinical significance of the study is required.

4. Case reports: Interesting from diagnostic and educational point of view case reports concerning seldom, rare seen even by authorities, those one that usually diagnosed and managed with difficulties, and those cases which description is usually missing in clinical practice applications are published. Limited number of case reports is published. Articles accompanied by video/movie images have high priority for publishing. Case reports consist of introduction, case report, discussion and conclusion parts. Reference and word count numbers are limited (no more than 10 and 700 words), and no abstract is required.

5. Scientific letter: The articles in form of preliminary report aimed to announce the new scientific thoughts and data are accepted for publication as scientific letters. The content of the scientific letter should not contain subheadings and is limited by 900 words. The number of references is limited by 10, and number of figures and tables should not exceed 2.

6. Letter to the Editor: Letter to the Editor is one of the main reasons for publication of this journal. It discusses the importance of the published manuscripts, their missing and deficient sites and usually is limited by 5 references and do not exceed 500 words.

7. Education: Knowledge utilized in clinical applications, included in education curriculum of academic level and confirmed by recent research results should be represented.

7.1 Unstructured abstract limited to 250 words is required. No more than 6 keywords concordant with NLM MeSH vocabulary terms (available at <http://www.nlm.nih.gov/mesh/MBrowser.html>) must follow the unstructured abstract. Word count is limited by 500 and references number is limited by 50.

8. Original image: The impressive and rare images reflecting important findings based on clinical science, shedding light on fundamental mechanisms of cardiovascular diseases, emphasizing anomalies, enlightening new treatment methods are accepted for publication. Articles with accompanying video/movie images have high priority for publishing. The article including the title, text and figure legends (without references) should not exceed 250 words. Original images are prepared according with the above-mentioned rules and are published in electronic only version.

9. Historical notes: The articles describing important historical events in cardiology (particularly for Turkey) and relevant disciplines, revealing new information on history of disease's diagnosis and treatment. The new historical findings should be the result of a proper research work on the topic. The content of the historical notes should not contain subheadings and is limited by 900 words. The number of references is limited by 10.

10. Publication Ethics: The material published in this section of the journal includes articles providing the contemporary information on publication ethics and cases of ethics misconduct. The articles are limited by 900 words and the number of references is limited by 10. You can find COPE charts on publication ethics at http://www.publicationethics.org/files/u2/All_flowcharts.pdf.

11. Diagnostic Puzzle: Images which will be of interest for the readers, images of rare cases, obtained from ECG, imaging methods or operation photographs, microscopic-macroscopic anatomic and pathologic findings can be published. Unlike the original images, initial diagnoses of the cases are hidden; and four questions in multiple choice format are prepared. Definite diagnosis-result, explanation and correct answer with instructive images are declared on the ensuing pages of the journal. The Editor-in-Chief can change the format of the question by permission of the authors of original image or case report sent to journal. The authors can send puzzle article in a format not exceeding a total of 500 words, with a maximum of 8 words in the title and up to three references, five images/videos.

İÇİNDEKİLER / CONTENTS

EDİTÖRDEN / EDITORIAL

- Anadolu Kardiyoloji Dergisi'ndeki gelişmeler ve içerik 620
Content and news for the Anatolian Journal of Cardiology
Bilgin Timuralp, Eskişehir-Türkiye

ÖZGÜN ARAŞTIRMALAR / ORIGINAL INVESTIGATIONS

- Bosentan ameliorates the expression of fibrotic related growth factors and collagen-1 in diabetic mice 621
Bosentan diyabetik farelerde kollajen-1 ve fibrozis ile ilgili büyüme faktörlerinin salınımını düzeltir
Bo Yang, Min Li, Zhen-Guo Shi, Quan-Zhou Feng, Beijing-China
- Clinical biomarkers of high-density lipoprotein dysfunction among middle-aged Turks 628
Orta yaşlı Türklerde HDL disfonksiyonunun klinik markörleri
Altan Onat, Günay Can, Sani Murat, Gökhan Çiçek, Ender Örnek, Hüsnüye Yüksel, İstanbul, Ankara-Turkey
- Coronary artery ectasia is associated with atrial electrical and mechanical dysfunction: an observational study 637
Koroner arter ektazisi, atriyal elektriksel ve mekanik fonksiyon bozukluğu ile ilişkilidir: Gözlemsel bir çalışma
Serkan Öztürk, Mehmet Özyaşar, Selim Suzi Ayhan, Mehmet Fatih Özlü, Alim Erdem, Aytekin Alçelik, Selçuk Öztürk, Kemalettin Erdem, Mehmet Yazıcı, Bolu-Turkey
- Editorial Comment/Editöryel Yorum: Coronary artery ectasia and atrial electrical and mechanical dysfunction 644
Koroner arter ektazisi ve atriyal elektriksel ve mekanik fonksiyon bozukluğu
Usama Boles, London-England-The UK
- Prevalence and clinical features of atrial fibrillation in diabetic neuropathy: a cross-sectional, observational study 646
Diyabetik nöropatide atriyal fibrilasyonun prevalansı ve klinik özellikleri: Kesitsel, gözlemsel bir çalışma
İdil Gökçen Koçağra Yağız, Serdar Bayata, Murat Yeşil, Tülay Kurt İncesu, Erdiç Arıkan, Nursen Postacı, İzmir-Turkey
- Increased gamma-glutamyl transferase level is associated with absence of coronary collateral vessels in patients with acute coronary syndrome: an observational study 652
Akut koroner sendromlu hastalarda artmış gamma-glutamyl transferase seviyesi koroner kollateral damar yokluğu ile ilişkilidir: Gözlemsel bir çalışma
Mustafa Duran, Özgür Günebakmaz, Onur Kadir Uysal, Ahmet Çelik, Mikail Yarlıoğlu, Ekrem Karakaya, Abdurrahman Oğuzhan, Namık Kemal Eryol, Mehmet Güngör Kaya, Kayseri, Elazığ, Ankara, Kayseri-Turkey
- Relationship between cardiac troponin-T and right ventricular Tei index in patients with hemodynamically stable pulmonary embolism: an observational study 659
Hemodinamik olarak stabil pulmoner embolili hastalarda sağ ventrikül Tei indeksi ve troponin-T arasındaki ilişki
Savaş Özsu, Abdülkadir Kırış, Yılmaz Bülbül, Funda Öztuna, Kayhan Karaman, Merih Kutlu, Tefik Özlü, Trabzon-Turkey
- Editorial Comment/Editöryel Yorum: Right ventricular functions in pulmonary embolism 666
Pulmoner embolide sağ ventrikül fonksiyonları
Sait Demirkol, Şevket Balta, Ankara-Turkey
- Cardiac responses to long duration and high magnitude +Gz exposure in pilots: An observational study 668
Pilotlarda kronik +Gz maruziyetinin kardiyak fonksiyonlara etkisi: Gözlemsel bir çalışma
Cengiz Öztürk, M. Savaş İlbasmış, Ahmet Akın, Eskişehir-Turkey
- Editorial Comment/Editöryel Yorum: Long-term high +Gz effects on cardiac functions in the pilots 675
Pilotlarda uzun süreli yüksek +Gz'nin kardiyak fonksiyonlara etkisi
Mehmet Gül, Musa Salmanoğlu, İstanbul, Amasya-Turkey

İÇİNDEKİLER / CONTENTS

DERLEMELER / REVIEWS

- ▶ Drug eluting stents: Current status and new developments 676
İlaç kaplı stentler: Mevcut durum ve yeni gelişmeler
Gökhan Ertaş, Heleen Van Beusekom, İstanbul-Turkey, Rotterdam-The Netherlands
- ▶ Brain derived neurotrophic factor (BDNF) in cardiometabolic physiology and diseases 684
Kardiyometabolik fizyoloji ve hastalıklarda beyinden türemiş nörotrofik faktör (BDNF)
İlker Taşçı, Hasan Kutsi Kabul, Aydoğan Aydoğdu, Ankara-Turkey

OLGU SUNUMLARI / CASE REPORTS

- ▶ Management of acute ischemic stroke occurred during thrombolytic treatment of a patient with prosthetic mitral valve thrombosis: Continuing thrombolysis on top of thrombolysis 689
Protez mitral kapak trombozu olan bir hastada trombolitik tedavisi sırasında gelişen iskemik inme yaklaşım: Trombolizisin üstüne devam edilen trombolizis
Mehmet Özkan, Ozan M. Gürsoy, Banu Atasoy, Zülal Uslu, İstanbul-Turkey
- ▶ Starr-Edwards caged ball valve pursuing to astonish us-38 years in mitral position 690
Starr-Edwards kafesli top kapak bizi şaşırtmaya devam ediyor-mitral pozisyonunda 38 yıl
Gökhan Gökaslan, Neyyir Tuncay Eren, Gaziantep, Ankara-Turkey
- ▶ Treatment of aortic valve stenosis and gastrointestinal bleeding by transcatheter aortic valve implantation in Heyde syndrome 691
Heyde sendromunda transkateter aort kapak implantasyonu ile aort stenozu ve gastrointestinal kanamanın tedavisi
Mehmet Gül, Özgür Sürgeit, Ender Özal, Aslı Örmeci, İhsan Bakır, İstanbul-Turkey
- ▶ Double covered stent closure of extracardiac Fontan multiple fenestrations 693
Ekstrakardiyak Fontan'da, çoklu fenestrasyonların çift kaplı stent ile kapatılması
Arda Saygılı, Kürşad Tokel, Özgen İlhan Koçyiğit, Tayyar Sarıoğlu, İstanbul-Turkey
- ▶ Acute aortic dissection in a 10-year-old boy with bicuspid aortic valve 695
Biküspit aort kapağı olan 10 yaşında erkek çocukta akut aort disseksiyonu
Burak Onan, Alper Güzeltaş, Ender Ödemiş, İhsan Bakır, İstanbul-Turkey


TANISAL BİLMECE / DIAGNOSTIC PUZZLE

- ▶ Multiple fatal images in right heart 697
Sağ kalpte multiple ölümcül görüntüler
Müslim Şahin, Elnur Alizade, Cemile Pirmemmedova, Göksel Acar, İstanbul-Turkey

EDİTÖRE MEKTUPLAR / LETTERS TO THE EDITOR

- ▶ Unconscious plagiarism and withdrawal of the manuscript under consideration 698
Değerlendirme aşamasındaki yazıda bilinçsiz kopyalama ve yayının geri çekilmesi
Beuy Joob, Viroj Wiwanikit, Bangkok-Thailand
- ▶ Heart block: Neither sweet nor bitter 698
Kalp bloğu: Ne tatlı ne de acı
Uğur Canpolat, Asena Gökçay Canpolat, Kudret Aytemir, Ankara-Turkey
- ▶ Giant J-wave (Osborn wave) related to hypothermia and hypokalemia 699
Hipokalemi ve hipotermi ile ilişkili dev J dalgası (Osborn dalgası)
Murat Yalçın, Zafer Işlak, Ömer Uz, Mehmet Doğan, İstanbul-Turkey

İÇİNDEKİLER / CONTENTS

- ▶ Increased level of cardiac troponin-I due to rheumatoid factor positivity in a healthy patient with normal coronary arteries 700
Normal koroner damarlara sahip sağlıklı bir hastada serum romatoid faktör pozitifliğine bağlı artmış kardiyak troponin değerleri
Ahmet Çağrı Aykan, Can Yücel Karabay, Mubariz Rasulzada, Trabzon, İstanbul-Turkey
- ▶ Multilateral coronary fistulas terminating in the lung parenchyma 701
Akciğer parenkiminde sonlanan multilateral koroner fistüller 
Zeki Doğan, Ahmet Karabulut, İstanbul-Turkey
- ▶ Torakal epidural anestezi ile minimal invaziv "on-pump" aort kapak değişimi 702
Minimally invasive on-pump aortic valve replacement with thoracic epidural anesthesia
Fikret Maltepe, Kıvanç Sadık Metin, Baran Şevket Uğurlu, Öztekin Oto, İzmir-Turkey
- ▶ Knowledge and adherence to treatment in patients with poor or improved anticoagulation control 703
Antikoagülasyon kontrolü sağlanan ve sağlanmayan hastaların tedaviye ilişkin bilgi ve uyumları
Meral Altıok, Funda Kuyurtar, Fatma Babalık, Semra Erdoğan, Mersin-Turkey

TANISAL BİLMECE - Cevap / DIAGNOSTIC PUZZLE - Answer

- ▶ Multiple fatal images in right heart 704
Sağ kalpte multiple ölümcül görüntüler
Müslim Şahin, Elnur Alizade, Cemile Pirmemmedova, Göksel Acar, İstanbul-Turkey

ÇEŞİTLİ / MISCELLANEOUS

- ▶ Prof. Dr. Naci Bor; Merakının arkasından koşan insan 705
Prof. Dr. Naci Bor - a man chasing curiosity
Gülşen Öner, Antalya-Türkiye


HEART GROUP

- ▶ Statement on matching language to the type of evidence used in describing outcomes data 709
Sonlanım verilerinin tanımlanmasında kullanılan kanıt tipine uyan anlatım hakkında açıklama
Editors of the HEART Group Journals





İNDEKSLER / INDEXES

- ▶ Yazar Dizini 710
Author Index
- ▶ Konu Dizini 716
Subject Index
- ▶ Elit Hakem Dizini 724
Elite Referee Index

E-SAYFA ÖZGÜN GÖRÜNTÜLER / E-PAGE ORIGINAL IMAGES

- ▶ Mitral regurgitation secondary to mitral anterior leaflet rupture after mitral valvuloplasty E-40
Mitral valvüloplasti sonrası mitral ön kapak rüptürüne sekonder olarak gelişen mitral yetmezlik 
Sait Demirkol, Murat Ünlü, Şevket Balta, Atila İyisoy, Ankara-Turkey

İÇİNDEKİLER / CONTENTS

- ▶ Incidental diagnosis of an aneurysm of the mitral valve posterior leaflet  E-40
Mitral kapak arka yaprak anevrizmasının rastlantısal tanısı
Turgay Işık, Mustafa Kurt, Erkan Ayhan, İbrahim Halil Tanboğa, Balıkesir, Erzurum-Turkey
- ▶ Incidentally diagnosed pseudoaneurysm of mitral-aortic intervalvular fibrosa  E-41
Rastlantısal tanı konulmuş mitral-aortik intervalvular fibroza psödoanevrizması
Mehmet Doğan, Mustafa Gökhan Vural, Aysel Türkvan, Ekrem Yeter, Ankara-Turkey
- ▶ 3D echocardiographic evaluation of ruptured pseudoaneurysm of the mitral-aortic intervalvular fibrosa  E-42
Rüptüre olmuş mitral-aortik intervalvüler fibröz doku psödoanevrizmasının 3 boyutlu ekokardiyografi ile değerlendirilmesi
Barış Güngör, Servet Altay, Şennur Ünal Dayı, Osman Bolca, İstanbul-Turkey
- ▶ Çor triatriatum sinister demonstrated by 3D-transesophageal echocardiography  E-43
Üç boyutlu transözefageal ekokardiyografi ile gösterilen kor triatriyatım sinistrum
Özcan Başaran, Ahmet Güler, Can Yücel Karabay, Elif Eroğlu, İstanbul, Kars-Turkey
- ▶ Tesadüfen tanı konulan olağan dışı büyük epikardiyal yağ dokusu  E-44
Incidentally diagnosed unusual large epicardial adipose tissue
Ferhat Özyurtlu, Erkan Ayhan, Turgay Işık, Halit Acet, Diyarbakır, Balıkesir-Türkiye
- ▶ Very late diagnosed complication of coronary artery bypass surgery: coronary artery to right ventricular fistula  E-44
Koroner baypas cerrahisinin geç tanı konmuş bir komplikasyonu: Koroner arter ile sağ ventrikül arası fistül
Serkan Duyuler, Pınar Türker Bayır, Burcu Demirkan, Sadık Kadri Açıkgöz, Ankara-Turkey